



NAVIGATE NEWS

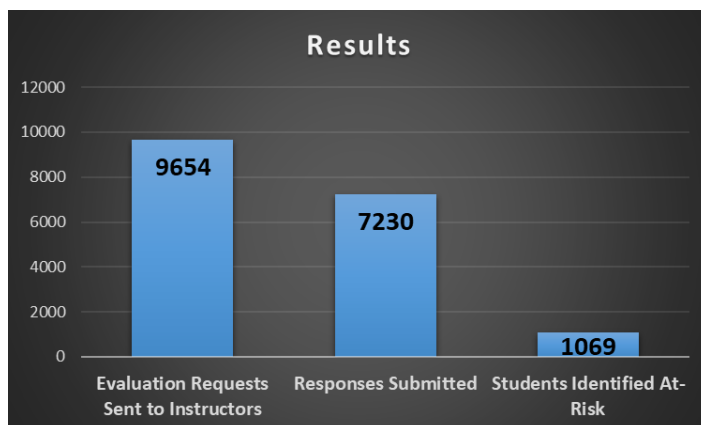
FALL 2022 NEWSLETTER FOR  NAVIGATE USERS

www.stcloudstate.edu/universitycollege/navigate.aspx

Progress Report Campaign Recap

This semester, we created our Progress Report Campaign to focus specifically on identifying students at risk in one of the following categories:

- Students who haven't attended, or have only attended 1 - 2 classes
- Students who haven't logged into homework platforms (D2L, TopHat, MyMathLab, etc.) or have only logged in 1 - 2 times
- Students who haven't submitted any homework or assignments
- Students with current grades of D or F
- **1,123 CASES WERE OPENED BASED ON THE FACULTY ALERTS.**
- **1080 CASES HAVE BEEN CLOSED.**
- **STAFF MADE CONTACT WITH STUDENTS IN 68% OF CASES.**



Students Included in this Campaign:

- All NEF
- All Student-Athletes
- Returning SOC with a GPA <2.5
- NET assigned to success advisors/advising centers
- All PSEO Students
- Students on Academic Warning & Probation

FACULTY PARTICIPATION

286 instructors submitted report out of 435 who were included in the survey.

GOAL: 60%

ACTUAL: 65.7%



Congrats!

**UNIVERSITY LIBRARY,
HERBERGER BUSINESS SCHOOL,
SCHOOL OF PUBLIC AFFAIRS**

on achieving more than 75% faculty participation in the Progress Report Campaign!

SUCCESS MARKERS

In 2021-22, SCSU launched our Success Markers pilot program using Guided Learning Pathways funding. Four undergraduate programs are participating, each having identified the early to mid-career milestone courses for their major, recommended minimum grades, and the timeline when students should complete the requirement. This year, faculty and success advisors are being trained on how to interpret missed, upcoming, and completed success markers to incorporate into their advising and planning conversations with students. The goal of Success Markers is to identify individuals & groups of students and provide early communication and outreach to support their success.



Interested in learning how to incorporate success markers in your major?

Let us know!

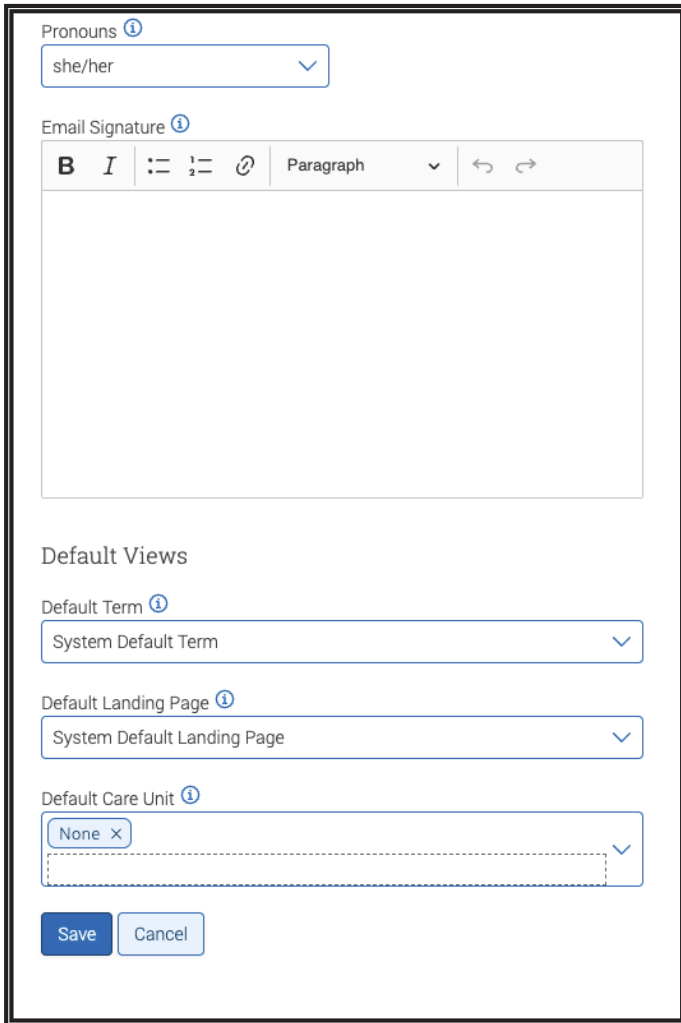
Contact us at ssc_help@stcloudstate.edu

Introducing Personal Settings

The **User Settings** page allows staff users to set some key preferences and information to simplify your use of Navigate. Open **User Settings** by clicking your initials or photo in the upper right hand corner after logging in. Then select the "User Settings" hyperlink and follow instructions to:


Select your Pronouns, add an Email Signature, select a Default Term, Landing Page, Care Unit, and Location.

Personal Settings




The screenshot shows the 'Personal Settings' form. It includes a 'Pronouns' dropdown menu with 'she/her' selected. Below it is an 'Email Signature' section with a rich text editor containing bold, italic, bulleted list, numbered list, link, and paragraph formatting options. The 'Default Views' section contains four dropdown menus: 'Default Term' (System Default Term), 'Default Landing Page' (System Default Landing Page), and 'Default Care Unit' (None). At the bottom are 'Save' and 'Cancel' buttons.

NAVIGATE DROP-IN SUPPORT

[HELP](#) 

Tuesdays
9:00 – 10:00 am
Zoom:
<https://minnstate.zoom.us/j/96250631726>

Thursdays
1:00 – 2:00 pm
Zoom:
<https://minnstate.zoom.us/j/99938559301>

 **CH 366**

NEW TAGS:



HuskiesAdvance

Indicates students who are part of the Huskies Advance program.

ITS: Device Borrower

Indicates students who have a borrowed device from HuskyTech.

ITS: Device Overdue

Indicates students who should return or renew a device to HuskyTech.

Esports

Indicates students who are part of esports leagues.

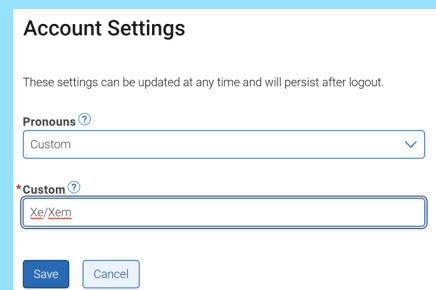
Dance Team

Indicates students who are part of the Dance Team.

Pronouns:

St. Cloud State student are now able to add pronouns in their Navigate profiles.

If their preferred pronouns aren't on the list, they can select custom pronouns.

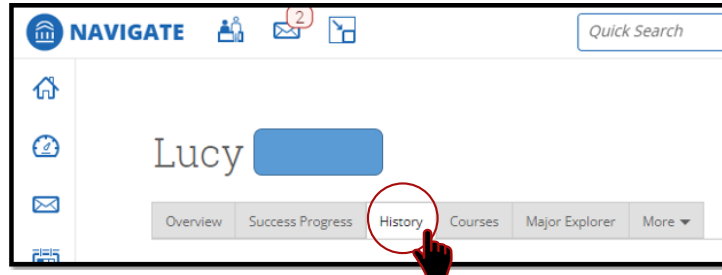


The screenshot shows the 'Account Settings' form. It includes a note: 'These settings can be updated at any time and will persist after logout.' Below this is a 'Pronouns' dropdown menu with 'Custom' selected. Underneath is a text input field for custom pronouns with the example 'Xe/Xem' entered. At the bottom are 'Save' and 'Cancel' buttons.

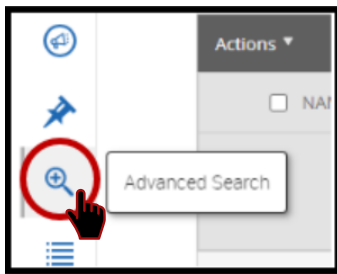


TOP 3 REASONS TO USE NAVIGATE FOR ADVISORS

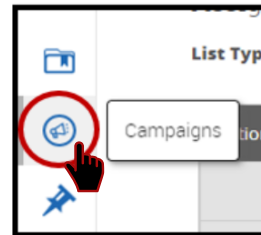
#3. History Tab: You can prepare for your appointment with students by reviewing the History Tab and accessing the students' previous appointment report summaries as well as notes.



#2. Advanced Search: Using the advanced search will allow you to find your advisees and check if they have registered for the next semester or not.



#1. Appointment Campaigns: They enable staff to send messages with appointment scheduling links to students. Also, staff have the ability to set criteria for their campaign, including availability, location and length of the appointment.



DURING FALL 2021, MORE THAN

8,000

STUDENT APPOINTMENTS WERE
LOGGED IN NAVIGATE.

Navigate:

SUCCESS MARKERS PILOT

- Biology: Biodiversity, Ecology, and Evolution
- Biomedical Science
- Criminal Justice
- Early Childhood Education

Have questions or suggestions?
 Need help? Made a mistake?
 Looking for training or to get involved?
 Let us know! ssc_help@stcloudstate.edu

