

Table 10: Communication Arts/Literature (5-12) – Mean Score of Candidate Preparation by MN Standards of Effective Practice (1=unprepared, 4=prepared)

2013-14 Completers	Standard 1 Subject Matter	Standard 2 Student Learning	Standard 3 Diverse Learners	Standard 4 Instructional Strategies	Standard 5 Learning Environment	Standard 6 Communication	Standard 7 Planning Instruction	Standard 8 Assessment	Standard 9 Reflection and Professional Development	Standard 10 Collaboration, Ethics and Relationships
Comm. Arts/Lit. (N=12) EXIT 2013-14	3.33	2.72	2.60	2.83	2.86	2.83	2.89	2.80	2.50	2.48
Comm. Arts/Lit. (N=12) PERFORMANCE BASED 2013-14 <i>University Supervisor</i>	3.38	3.33	3.31	3.38	3.31	3.31	3.38	3.31	3.46	3.23
Comm. Arts/Lit. (N=12) PERFORMANCE BASED 2013-14 <i>Cooperating Teacher</i>	3.50	3.50	3.25	3.17	3.00	2.96	3.13	3.00	3.63	3.54
5-12 Programs (N=) TTS 2014-15										

Chart 10: Communication Arts/Literature (5-12) – Mean Score of Candidate Preparation by MN Standards of Effective Practice (1=unprepared, 4=prepared)

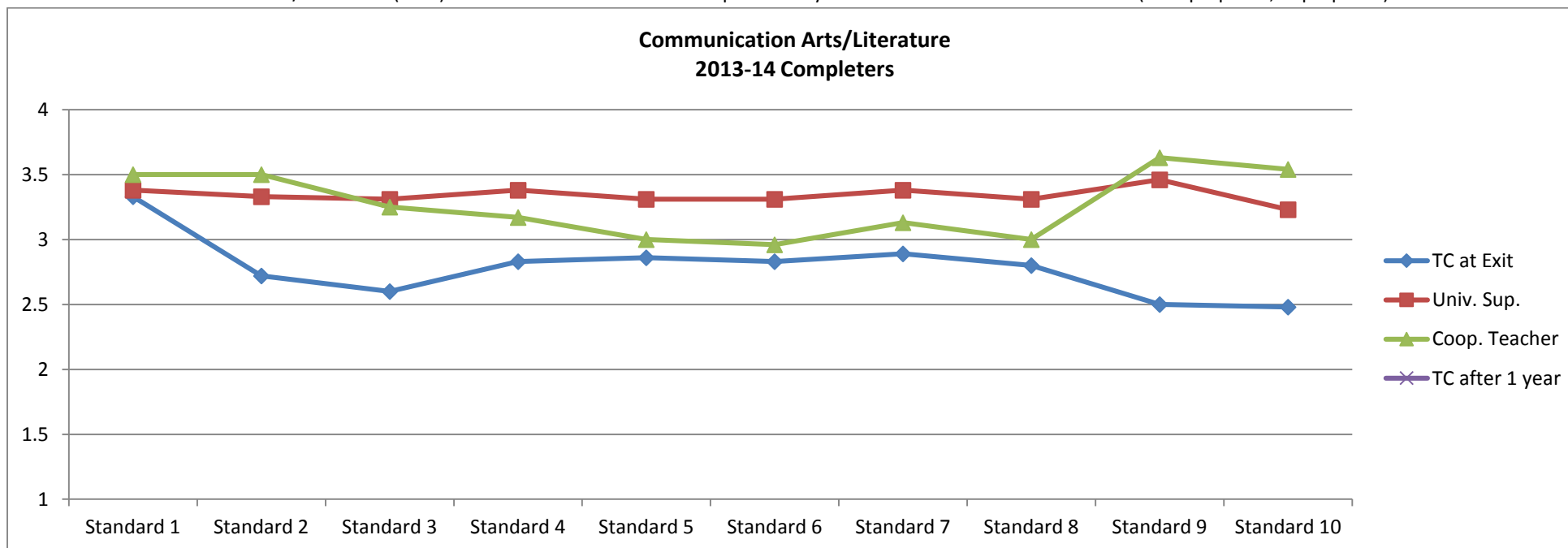


Table 11: Mathematics Education (5-12) – Mean Score of Candidate Preparation by MN Standards of Effective Practice (1=unprepared, 4=prepared)

2013-14 Completers	Standard 1 Subject Matter	Standard 2 Student Learning	Standard 3 Diverse Learners	Standard 4 Instructional Strategies	Standard 5 Learning Environment	Standard 6 Communication	Standard 7 Planning Instruction	Standard 8 Assessment	Standard 9 Reflection and Professional Development	Standard 10 Collaboration, Ethics and Relationships
Mathematics (N=12) EXIT 2013-14	3.04	2.98	2.72	2.86	3.25	3.31	2.94	2.75	2.96	3.06
Mathematics (N=12) PERFORMANCE BASED 2013-14 <i>University Supervisor</i>	3.50	3.38	3.13	3.38	2.88	3.50	3.50	3.00	3.25	3.13
Mathematics (N=12) PERFORMANCE BASED 2013-14 <i>Cooperating Teacher</i>	3.25	2.88	2.92	3.04	3.04	3.25	3.21	3.17	3.29	3.21
5-12 Programs (N=) TTS 2014-15										

Chart 11: Mathematics Education (5-12) – Mean Score of Candidate Preparation by MN Standards of Effective Practice (1=unprepared, 4=prepared)

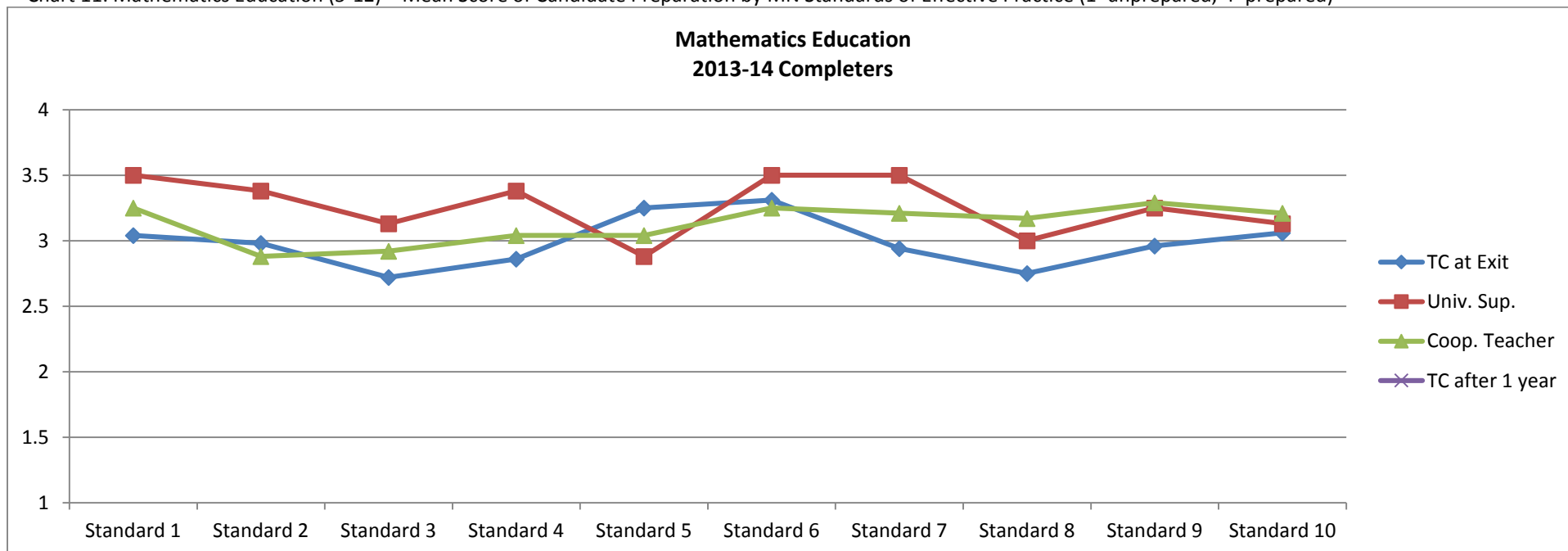


Table 12: Science Education (5-12) – Mean Score of Candidate Preparation by MN Standards of Effective Practice (1=unprepared, 4=prepared)

2013-14 Completers	Standard 1 Subject Matter	Standard 2 Student Learning	Standard 3 Diverse Learners	Standard 4 Instructional Strategies	Standard 5 Learning Environment	Standard 6 Communication	Standard 7 Planning Instruction	Standard 8 Assessment	Standard 9 Reflection and Professional Development	Standard 10 Collaboration, Ethics and Relationships
Science (N=9) EXIT 2013-14	3.06	2.46	2.51	2.56	2.76	2.81	2.70	2.50	2.22	2.53
Science (N=10) PERFORMANCE BASED 2013-14 <i>University Supervisor</i>	3.10	3.10	2.60	3.20	3.20	3.30	3.40	2.90	3.50	3.20
Science (N=10) PERFORMANCE BASED 2013-14 <i>Cooperating Teacher</i>	2.95	3.00	2.80	3.00	2.75	2.95	2.95	2.95	3.30	3.20
5-12 Programs (N=) TTS 2014-15										

Chart 12: Science Education (5-12) – Mean Score of Candidate Preparation by MN Standards of Effective Practice (1=unprepared, 4=prepared)

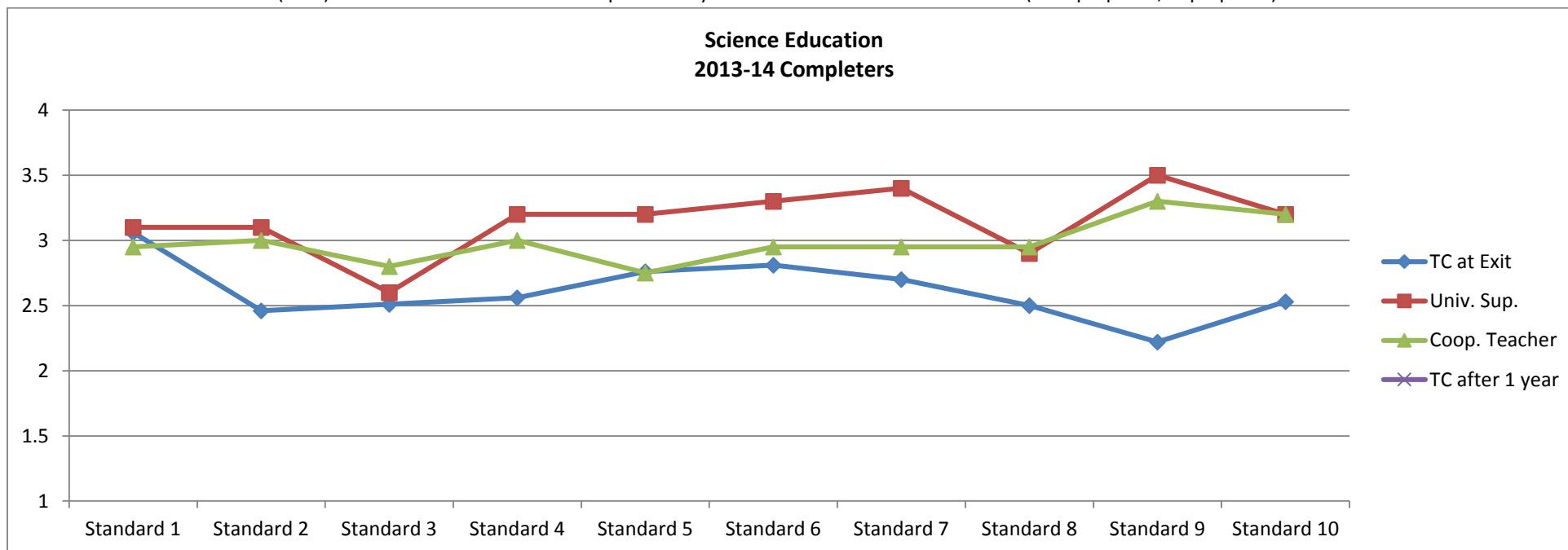


Table 13: Social Studies (5-12) – Mean Score of Candidate Preparation by MN Standards of Effective Practice (1=unprepared, 4=prepared)

2013-14 Completers	Standard 1 Subject Matter	Standard 2 Student Learning	Standard 3 Diverse Learners	Standard 4 Instructional Strategies	Standard 5 Learning Environment	Standard 6 Communication	Standard 7 Planning Instruction	Standard 8 Assessment	Standard 9 Reflection and Professional Development	Standard 10 Collaboration, Ethics and Relationships
Social Studies (N=29) EXIT 2013-14	3.41	3.11	2.93	3.07	3.17	3.30	3.26	3.11	3.03	3.16
Social Studies (N=27) PERFORMANCE BASED 2013-14 <i>University Supervisor</i>	3.48	3.37	3.15	3.26	3.22	3.33	3.37	3.11	3.56	3.30
Social Studies (N=26) PERFORMANCE BASED 2013-14 <i>Cooperating Teacher</i>	3.29	3.10	3.10	3.23	3.10	3.19	3.34	3.04	3.56	3.29
5-12 Programs (N=) TTS 2014-15										

Chart 13: Social Studies (5-12) – Mean Score of Candidate Preparation by MN Standards of Effective Practice (1=unprepared, 4=prepared)

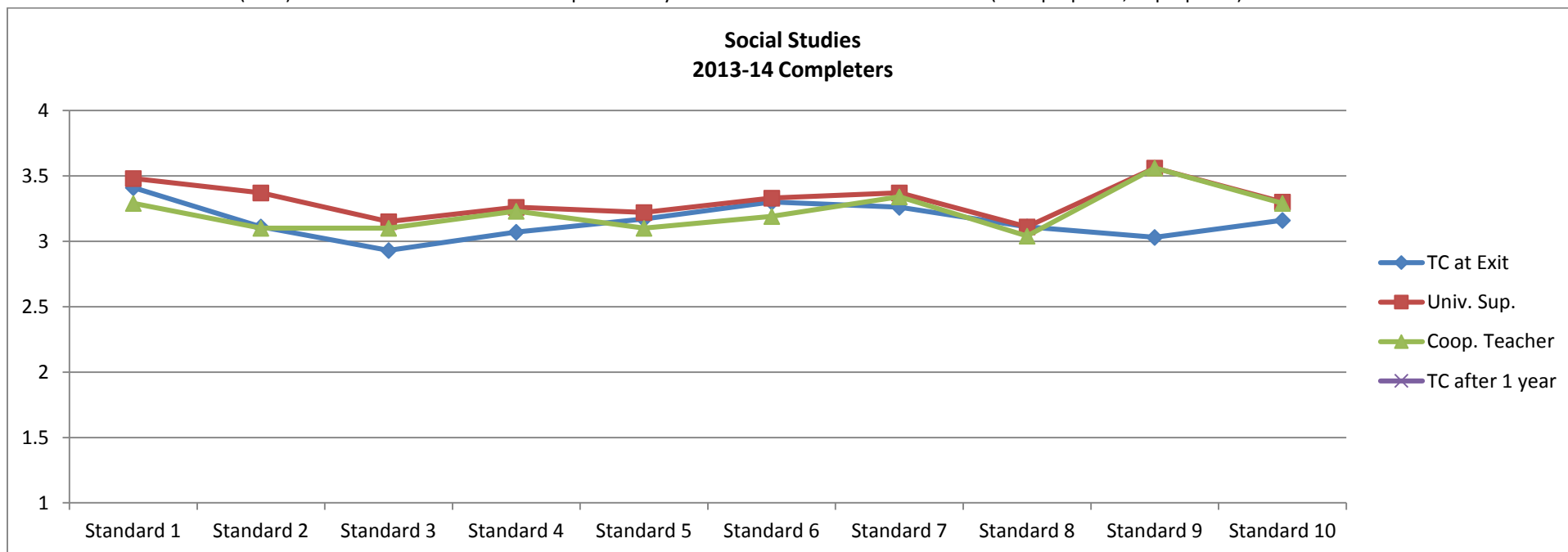


Table 14: Technology Education (5-12) – Mean Score of Candidate Preparation by MN Standards of Effective Practice (1=unprepared, 4=prepared)

2013-14 Completers	Standard 1 Subject Matter	Standard 2 Student Learning	Standard 3 Diverse Learners	Standard 4 Instructional Strategies	Standard 5 Learning Environment	Standard 6 Communication	Standard 7 Planning Instruction	Standard 8 Assessment	Standard 9 Reflection and Professional Development	Standard 10 Collaboration, Ethics and Relationships
Technology Education (N=3) EXIT 2013-14	Insufficient Data									
Technology Education (N= 1) PERFORMANCE BASED 2013-14 <i>University Supervisor</i>										
Technology Education (N=2) PERFORMANCE BASED 2013-14 <i>Cooperating Teacher</i>										
5-12 Programs (N=) TTS 2014-15										