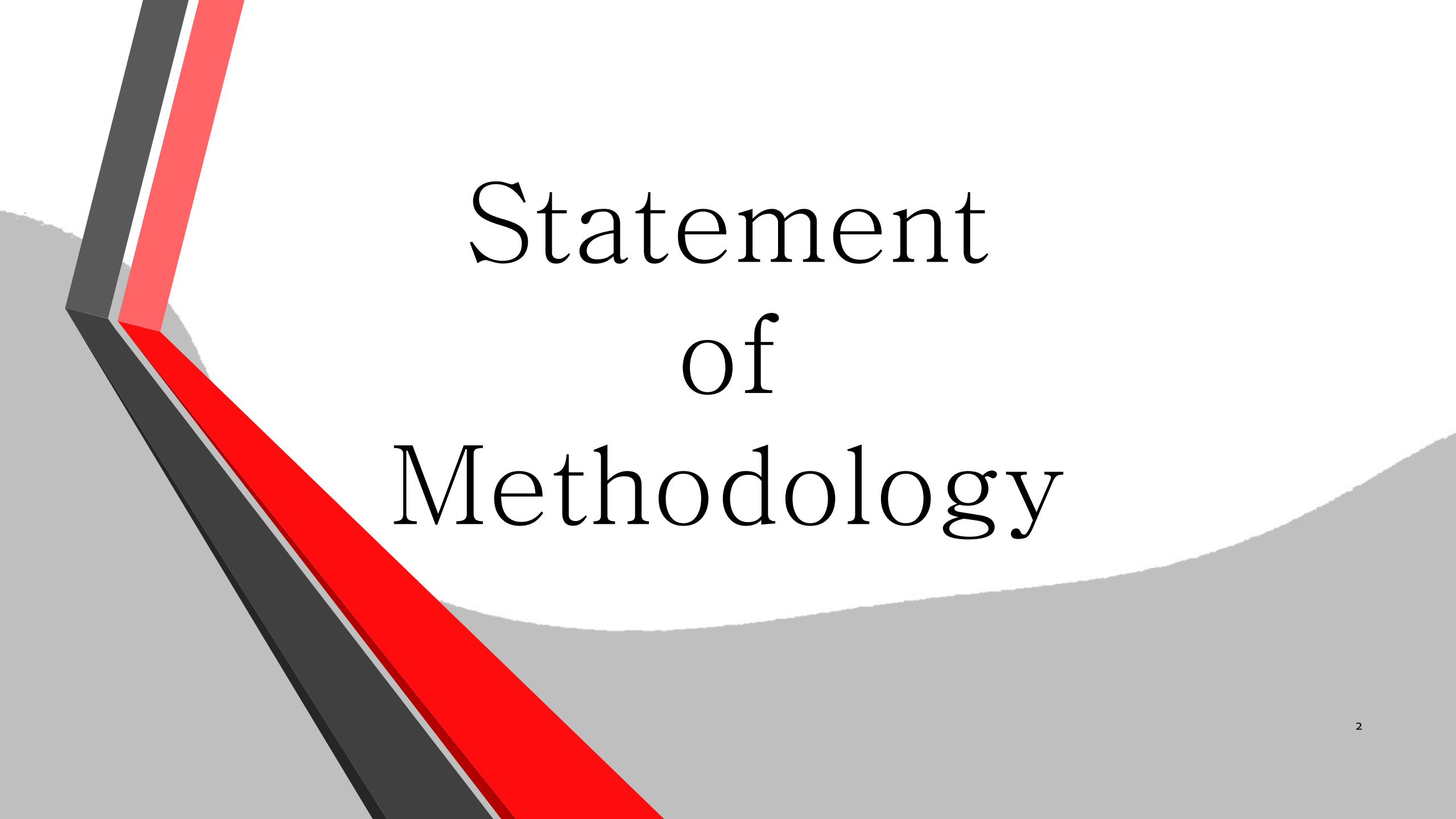


# Spring Survey of SCSU Students 2013



# Statement of Methodology

# Who We Are

- The SCSU Survey is an ongoing survey research extension of the Social Science Research Institute in the College of Social Sciences at St. Cloud State University.
- The Survey's faculty directors are:
  - Dr. Steve Frank – Political Science
  - Dr. John Kulas– Psychology
  - Dr. Michelle Kukoleca Hammes– Political Science
  - Dr. David Robinson– Statistics
  - Dr. Steven Wagner– Political Science
  - Dr. Sandrine Zerbib– Sociology

# Student Directors

## STUDENT SUPERVISING DIRECTORS

Ms. Karen Stay

10th year student, B.A. Anthropology, B.A. Sociology, B.S. Community Health,  
Current Special Studies in Program Evaluation, Cold Spring, Minnesota

## ASSISTANT STUDENT SUPERVISING DIRECTOR

Ms. Kim Kelly

3<sup>rd</sup> Year Student, Political Science Major, Minnetonka, Minnesota

Ms. Bre Moulder

3<sup>rd</sup> Year Student, Political Science and Women's Studies Major, Duluth, Minnesota

## STUDENT TECHNICAL CONSULTANT

Mr. Zachary Przybilla



## Survey Lab Student Directors

**Mr. Bikal Kafle**

4<sup>th</sup> Year Student, Sociology Major, Statistics Minor, Kathmandu, Nepal

**Mr. Thierry Amisi**

4<sup>th</sup> Year Student, Political Science and International Relations Majors,  
Environmental Technology Studies Minor, Rochester, Minnesota

**Mr. Patrick Ilboudo**

4<sup>th</sup> Year Student, Applied Statistics Major, Information Systems Minor,  
Burkina Faso

**Ms. Jake Smith**

2<sup>nd</sup> Year Student, Political Science and German Majors, Albuquerque, New  
Mexico

**Mr. Ben Svendsen**

2<sup>nd</sup> Year Student, History and Political Science Majors, Winona, Minnesota <sup>5</sup>

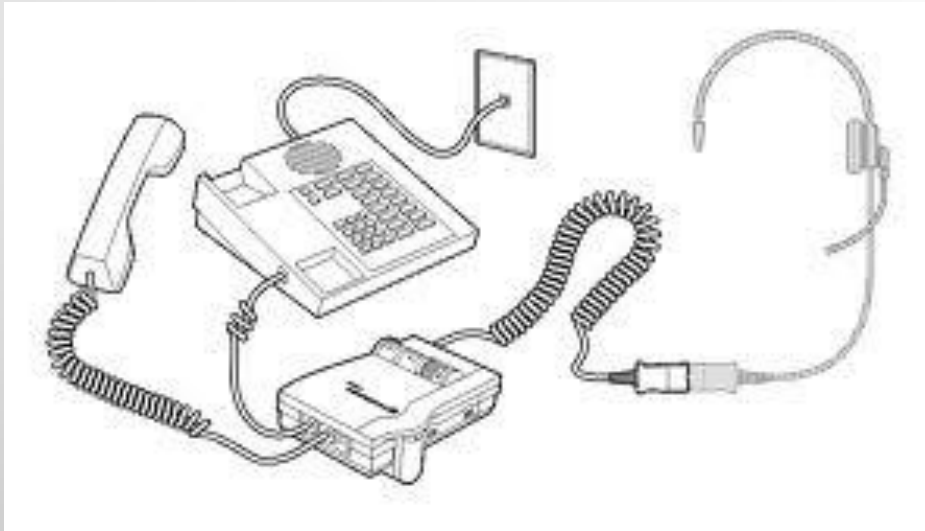
# Student Callers and Ethics

- The callers came from the classes of Drs. Frank and Robinson.
- Student directors conducted a general training session as well as monitored all calling shifts. Faculty directors monitor all training and offer help when needed. Student callers are asked to sign a statement of ethics dealing with respondent interviewing. Student directors also sign a statement of ethics since they also complete interviews and work with the data.

# SCSU Survey Lab

- The SCSU Survey operates a Computer Assisted Telephone Interviewing (CATI) Lab on the St. Cloud State University campus. The CATI Lab is equipped with 19 interviewer stations; each includes a computer, a phone, and a headset. In addition to the interviewer stations, there is the Supervisor Station, which is used to monitor the survey while it is in progress. The SCSU Survey has its own server designated solely for the use of the SCSU Survey.
- The SCSU Survey is licensed to use Sawtooth Software's Ci3 Questionnaire Authoring Version 5.0, a state-of-the-art windows-based computer-assisted interviewing package. This program allows us to develop virtually any type of questionnaire while at the same time programming edit and consistency checks and other quality control measures to ensure the most valid data. The instrument was pre-tested prior to interviewing to make certain that all equipment and programming was in working order and to verify that the questionnaire was clear.

# Calling Equipment



1. Computer with WinCati Program
2. Mouse and Number Key Pad
3. Headset with Microphone
4. M-12 Plantronic VISTA Headset Control Box
5. Chorded Push Button Phone



# The Calling

- The sample was obtained from David Kosel, Center for Information Systems
- Findings are based on telephone interviews with a representative sample of currently enrolled SCSU students.
- Before calling began, the original sample was comprised of 2100 students, including 500 dorm residents and 1,600 off-campus residents.
- The sample included both landline phones and cell phones.
- Interviews were conducted from March 25th to April 2nd, 2013.
- Calls were made at various times during the week (Sunday through Thursday, 4:30 to 9:30) to maximize contacts and ensure equal opportunities to respond.

# Sample Error

- **509** respondents completed the survey.
- The margin of sampling error for the complete set of weighted data is  $\pm 4$  percent at the 95 percent confidence level.
- Then analysis is made of sub-samples such as respondent gender, dorm residence, etc., the sample error may be larger.

# Cooperation and Response Rate

- The cooperation rate for the survey was 70%.
- The cooperation rate is determined by dividing the number of completed interviews (509), by the total of completed interviews, partial interviews, and refusals (total = 787).
- The overall response rate for the survey was 29%.
- The response rate is determined by dividing the number of completed interviews (509), by the total of completed interviews, partial interviews, refusals, non-contacts, plus 90% of the cases with unknown eligibility (total = 1679).

Do you think SCSU is on the right track or whether you think SCSU is going in the wrong direction?

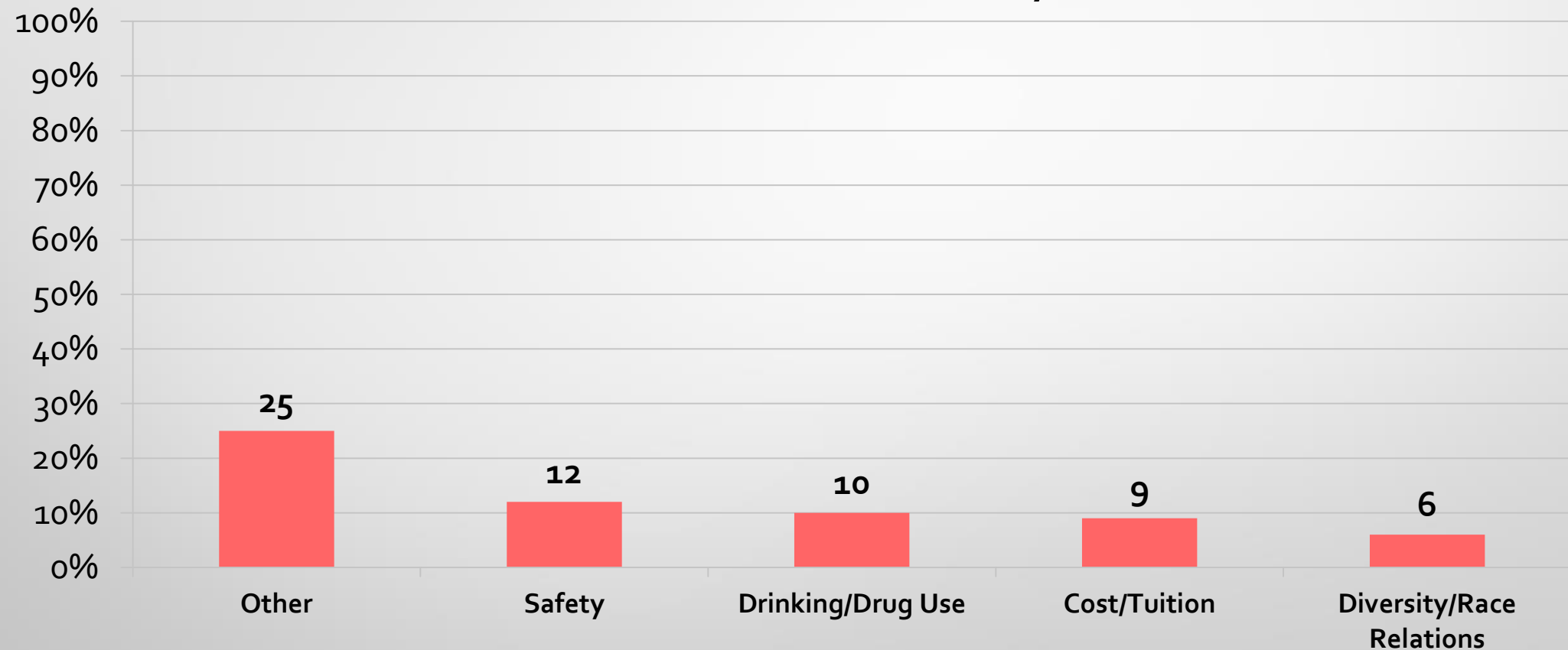


SCSU Survey: 2013 Student Spring Survey  
N=509

# Comparison to Previous Years

	2007	2008	2009	2010	2011	2012	2013
Right Track	84%	87%	90%	84%	73%	79%	83%
Wrong Direction	6%	5%	3%	7%	13%	9%	8%
Don't Know	10%	8%	7%	9%	14%	12%	9%

# What do you think is the biggest challenge facing the SCSU Community?



SCSU Survey: 2013 Student Spring Survey  
N=509

# Biggest Challenge over the decade

	2003	2004	2005	2006	2007	2008	2009	2010	2011	2012	2013
Budget/State Support								13%	26%	5%	
Cost/Tuition	15%	9%	12%	11%	16%	7%	7%	12%	12%	16%	9%
Diversity/Race Relations	17%	9%	12%	6%	6%	12%	8%	8%		10%	6%
Drinking/Drug Use	3%	4%	4%	8%	7%	4%	4%		6%	10%	10%
Library Hours									4%		
Parking	12%	28%	20%	13%	14%	12%	8%	6%			
Safety								5%		11%	12%
Other											25%

# Topics Covered in the Survey



Safety

Tobacco

Buildings and Grounds

Volunteer and Service Learning

Student Technology Fees

Stress, Work and Debt

Alcohol



# Safety

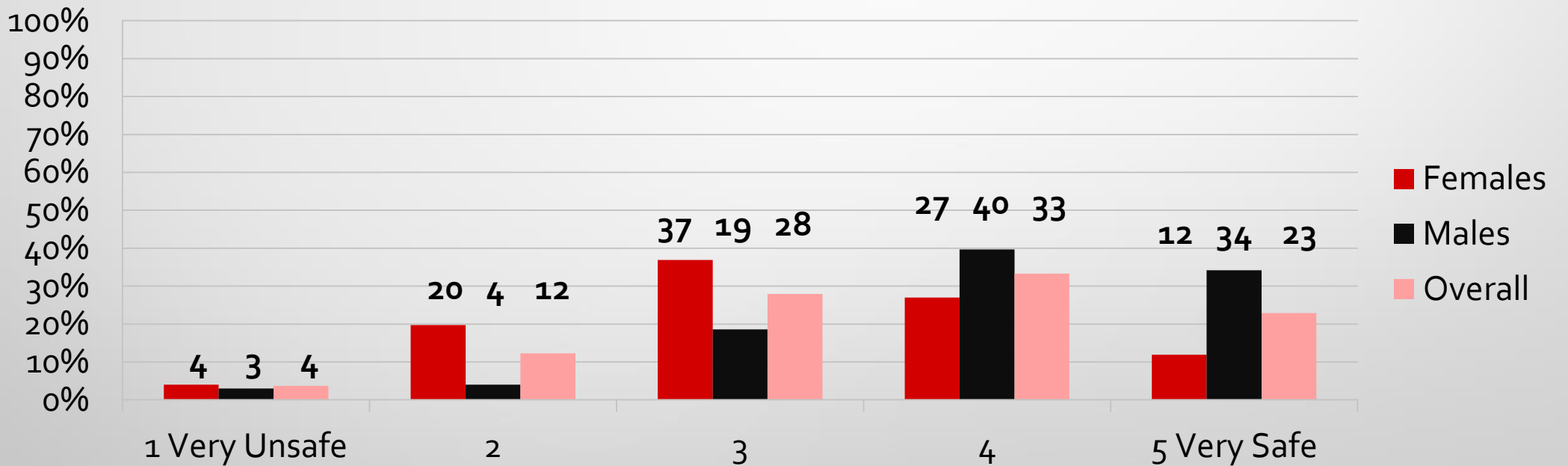
Patrick Ilboudo

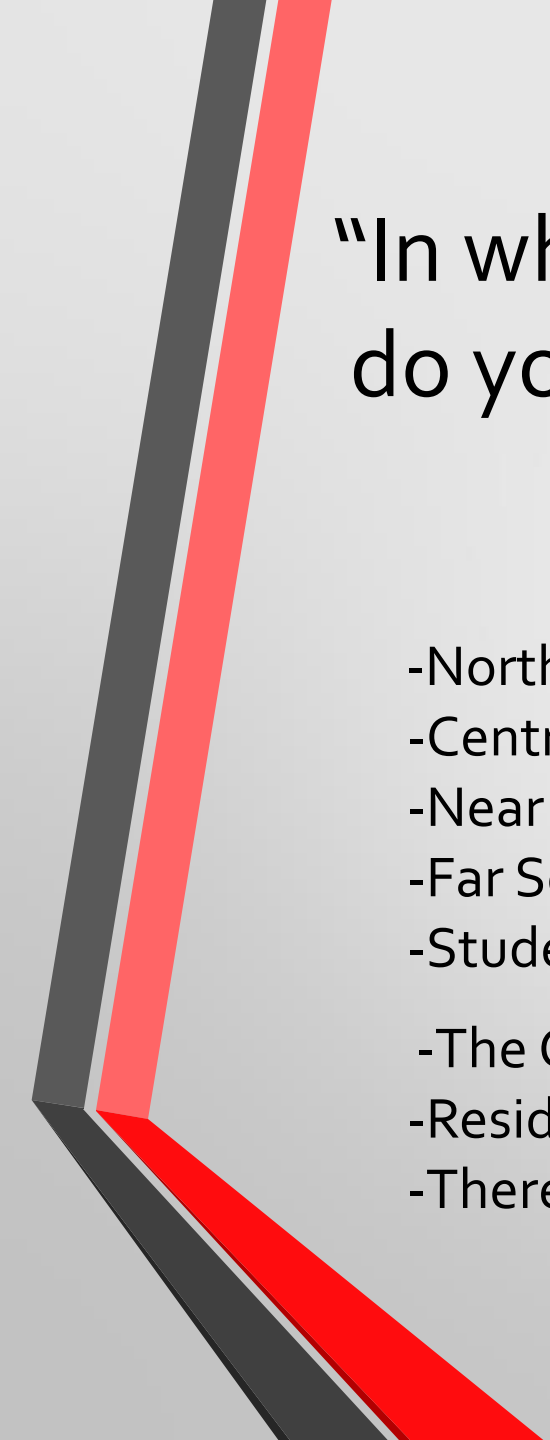
Bikal Kafle

Karen Stay



On a scale of 1 to 5, how safe do you feel on campus at night, with 1 being very unsafe and 5 being very safe?

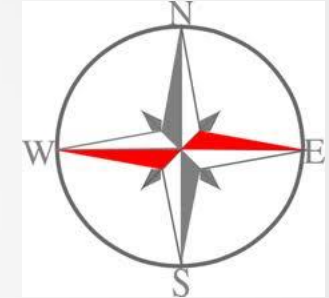
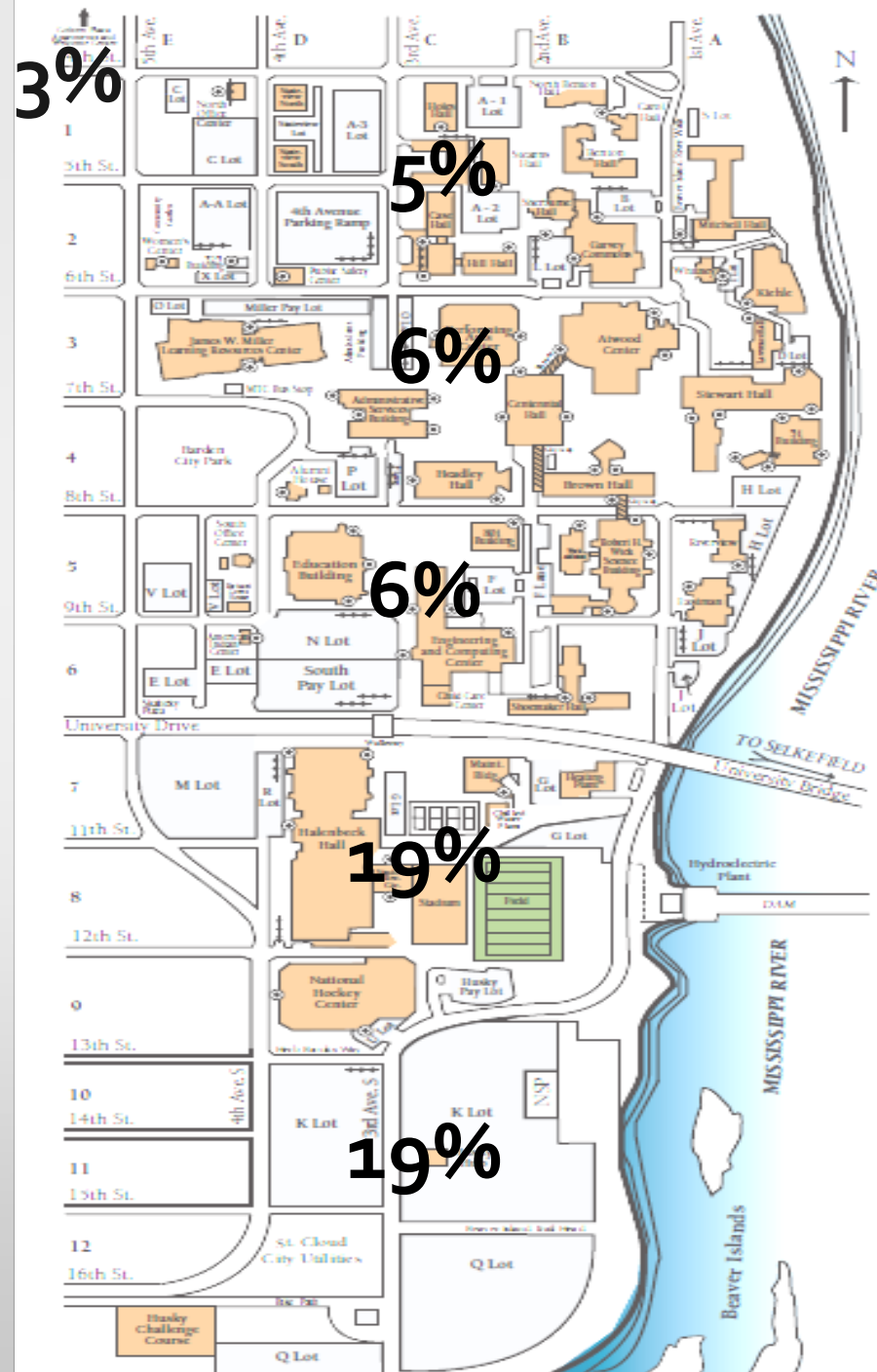




“In which of the following areas on or around campus do you feel most concerned regarding your personal safety”

- North end of campus, which is the main dorm area
- Central area, which would include Atwood and the Library area
- Near South end, by the Education building, ECC, and Wick-Science building
- Far South end, by the Hockey Center and Halenbeck
- Student lots K and Q
- The Coborn Plaza Apartments
- Residential district between 5<sup>th</sup> avenue and 9<sup>th</sup> avenue
- There is no area of concern for you

**19%** -  
Residential  
District



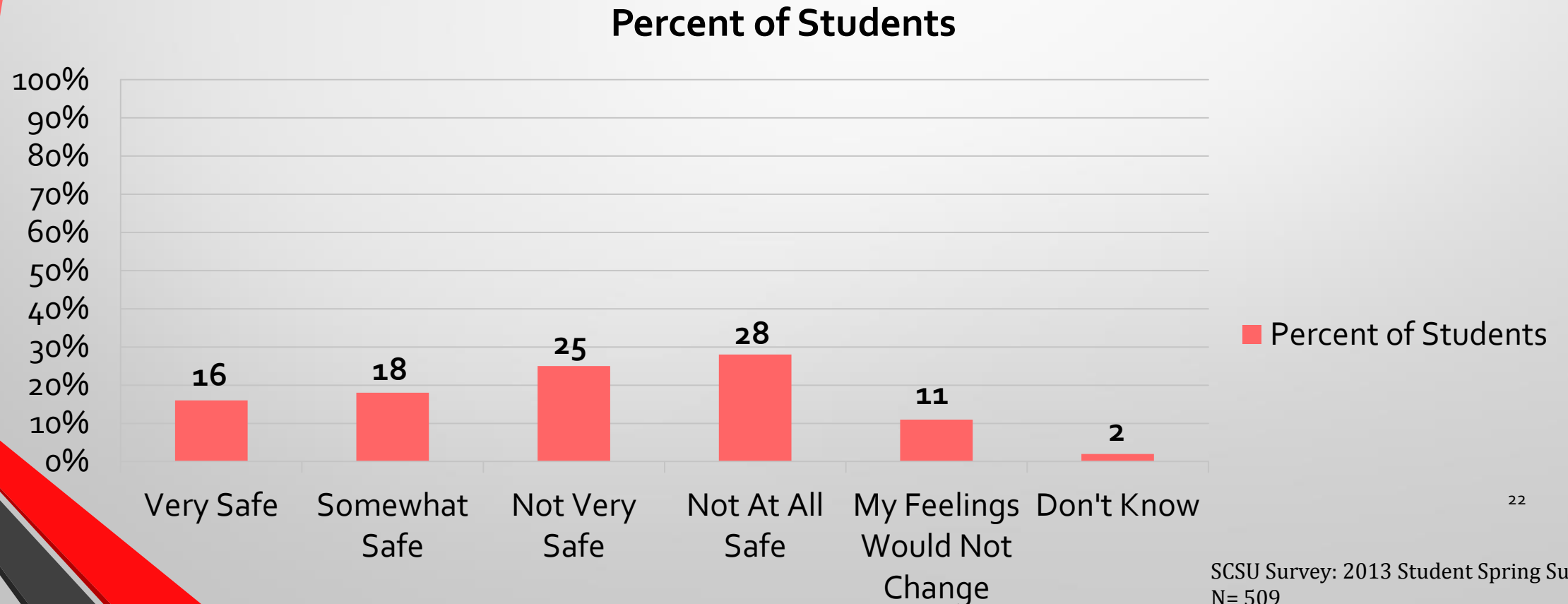
19%-No area of  
Concern

# Comparison to Previous Years

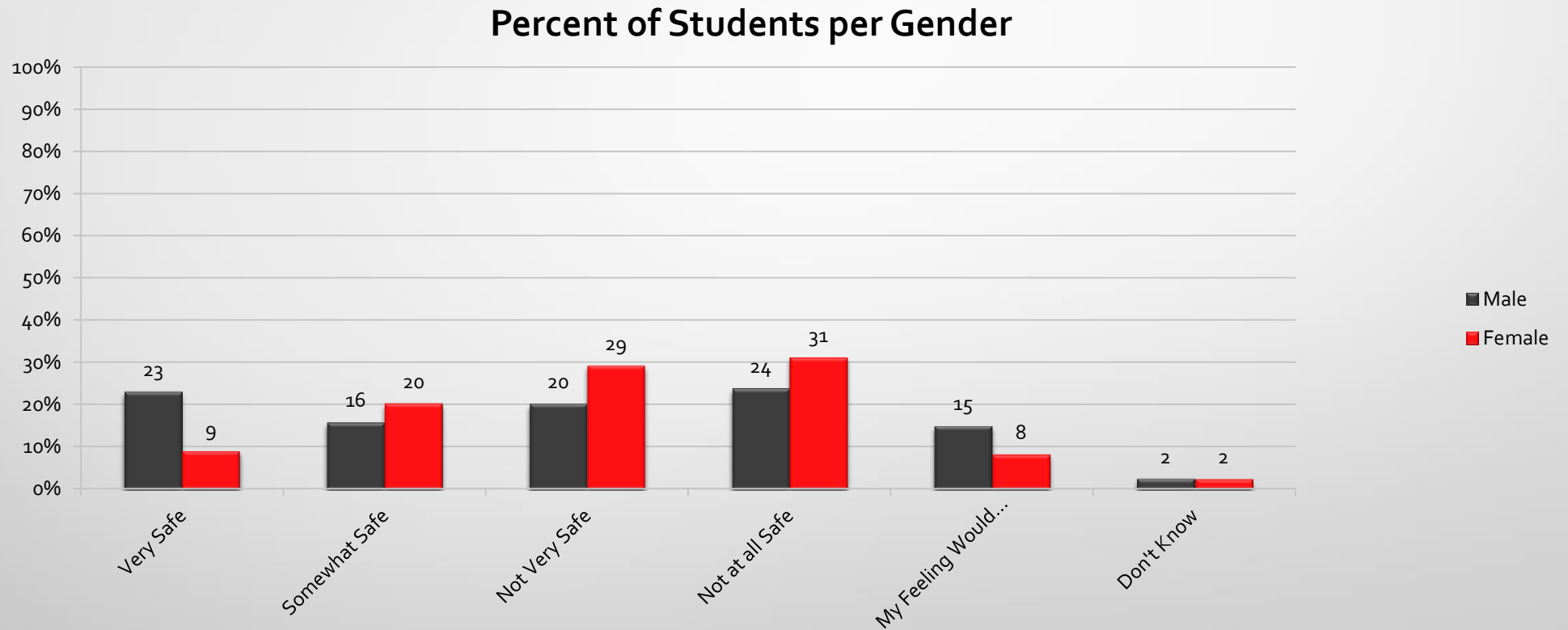
	2003	2008	2010	2011	2012	2013
North End	3%	7%	5%	4%	5%	5%
Central Area	7%	6%	5%	6%	5%	6%
Near South End	12%	10%	8%	6%	5%	6%
Far South End	31%	41%	17%	16%	19%	19%
Lots K and Q	***	***	18%	19%	17%	19%
Coborn Plaza	***	***	***	2%	2%	3%
Residential District	***	***	16%	20%	20%	19%
No Area of Concern	44%	32%	27%	19%	20%	19%
Don't Know	3%	4%	5%	8%	7%	4%

\*\*\*=choice not given

According to MNSCU (Minnesota State Colleges and Universities) policy 5.21, No person is permitted to carry or possess a firearm on system property except Licensed Peace Officers. How safe would you feel on campus if SCSU were to allow people with conceal and carry permits to carry their firearms on campus?



How safe would you feel on campus if SCSU were to allow people with conceal and carry permits to carry their firearms on campus?

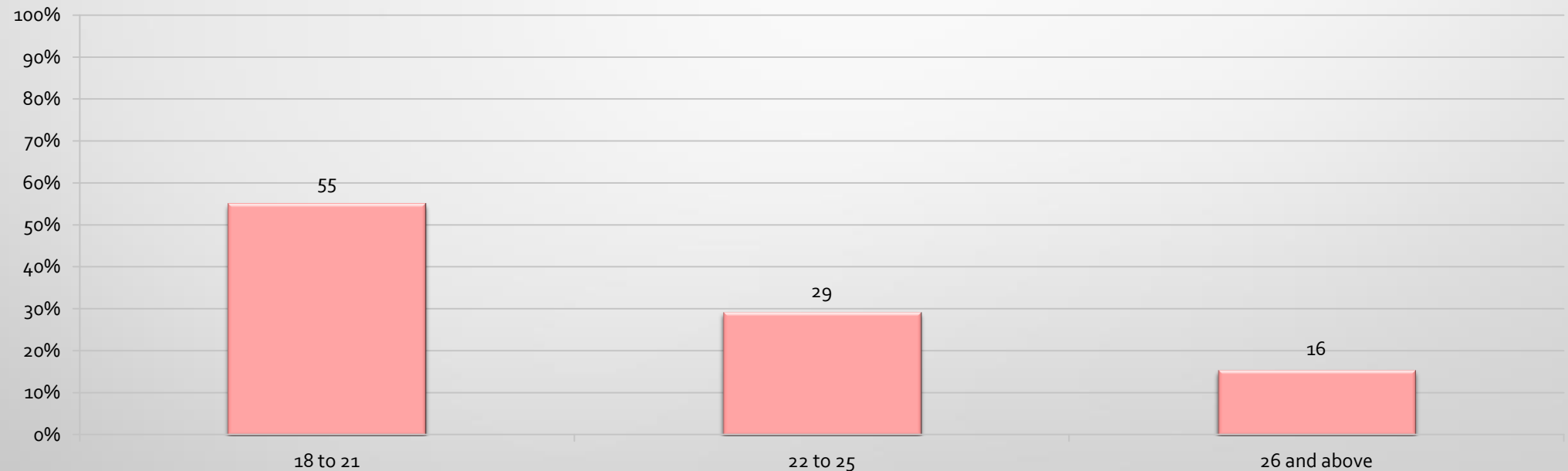


Chi-square: p-value < .001

SCSU Survey: 2013 Student Spring Survey  
N= 509

How safe would you feel on campus if SCSU were to allow people with conceal and carry permits to carry their firearms on campus?

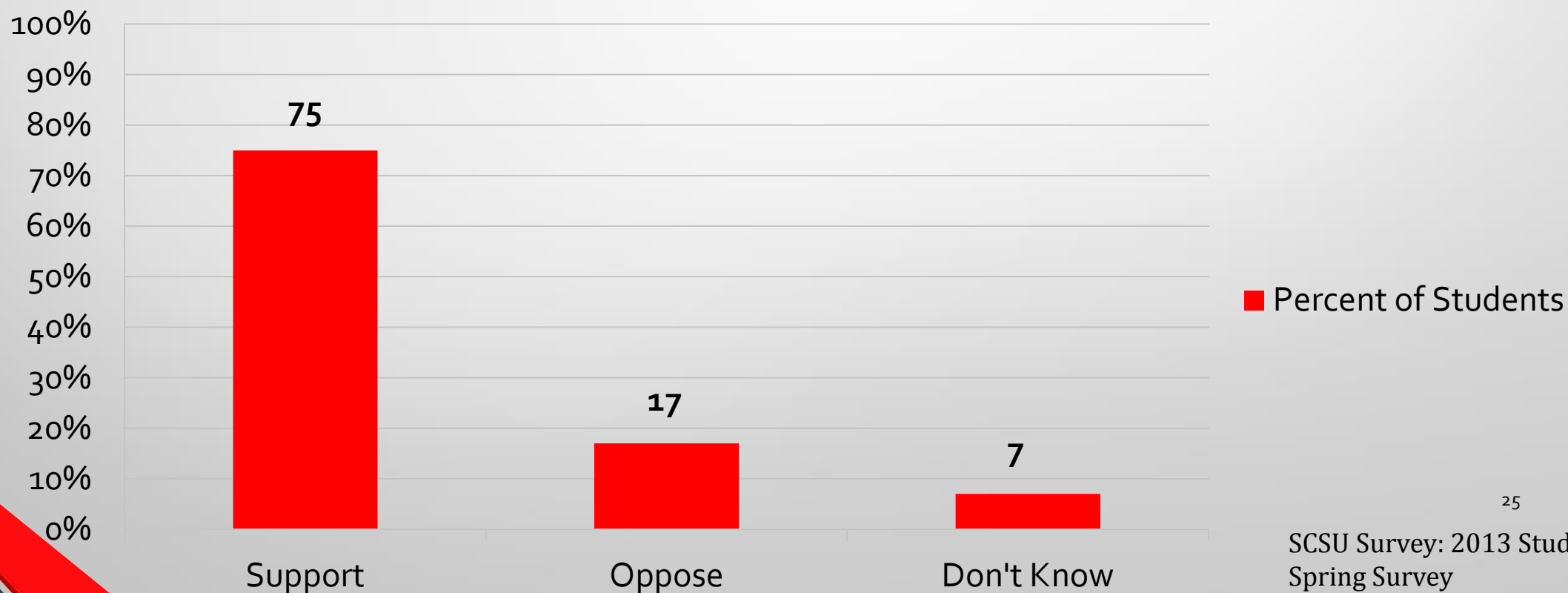
**Age classification of males who Answered "Very Safe"**





# Would you support or oppose a St. Cloud police post on campus to help patrol the campus and surrounding areas?

Percent of Students



# Caucasian Vs Non-Caucasian

Level of overall safety

- No significance difference

Allow people to carry conceal weapons

- 5 out of 10 non-Caucasian feels its not safe
- 2 out of 10 Caucasian feels its not safe

St Police patrol on campus

- No significant difference

# On campus Vs off Campus

Level of overall safety

- No significance difference

Allow people to carry conceal weapons

- No significance difference

St Police patrol on campus

- No significant difference



# Tobacco

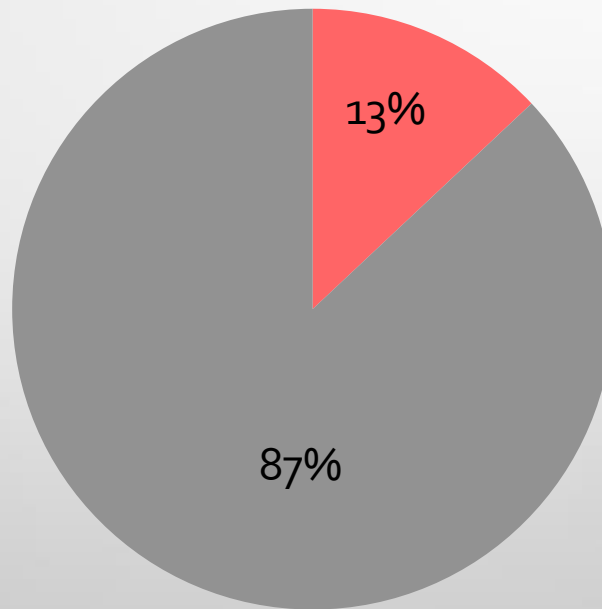
Kim Kelly

Bre Moulder

Ben Svendsen

# Do you Smoke Cigarettes?

Percentage of Students

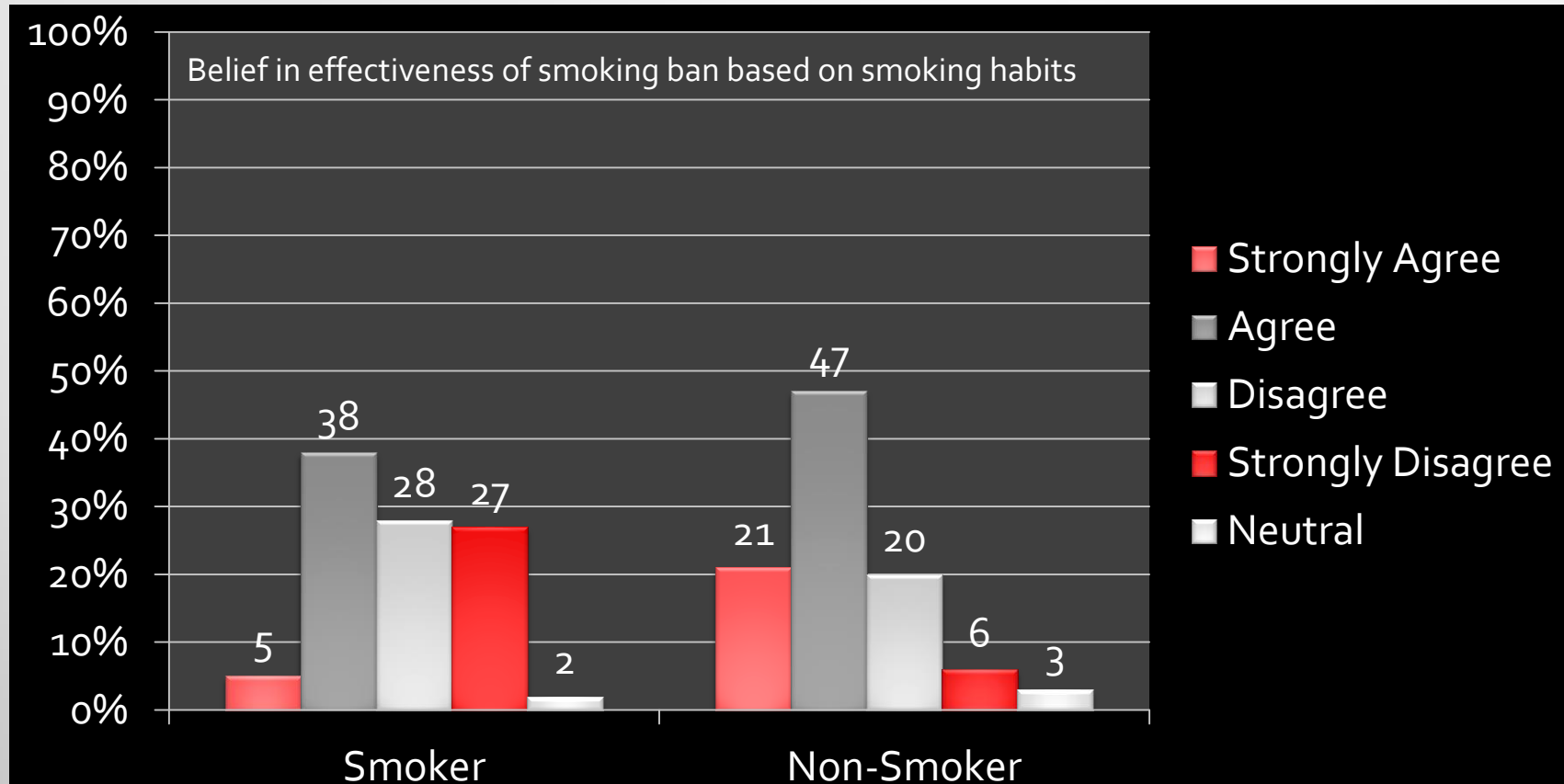


Yes  
No

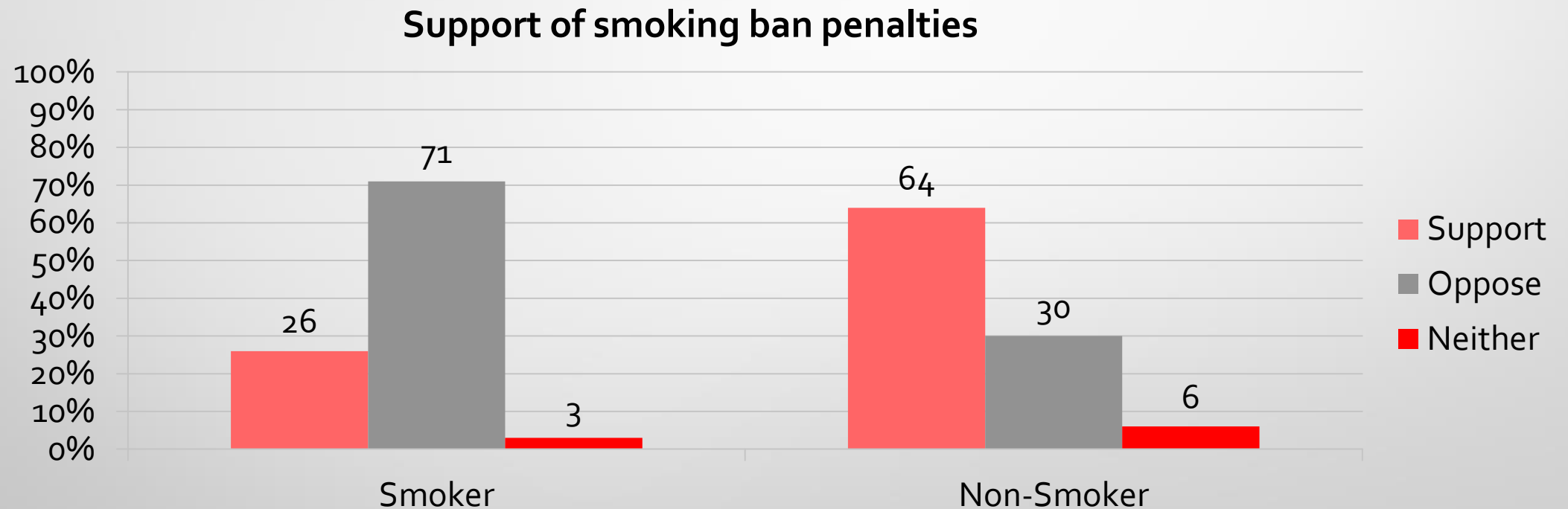
# CDC and Health Services statistics

- According to the CDC (2009), 18% of MN males smoke cigarettes
- Our study showed 15% of SCSU males smoke cigarettes
  - Margin of error for our study +/- 5%
- According to the CDC (2009), 15% of MN women smoke cigarettes
- Our study showed 10% of SCSU women smoke cigarettes
- Health Services 2010 Survey indicated that 24% of males had used tobacco within the last 30 days
- The same study showed 18% of females had used tobacco within the last 30 days

On August 1st 2012 St. Cloud State University implemented the tobacco free policy for the purpose of providing a safe, clean and healthy environment. Do you strongly agree, agree, disagree or strongly disagree that this policy has been effective in that purpose?

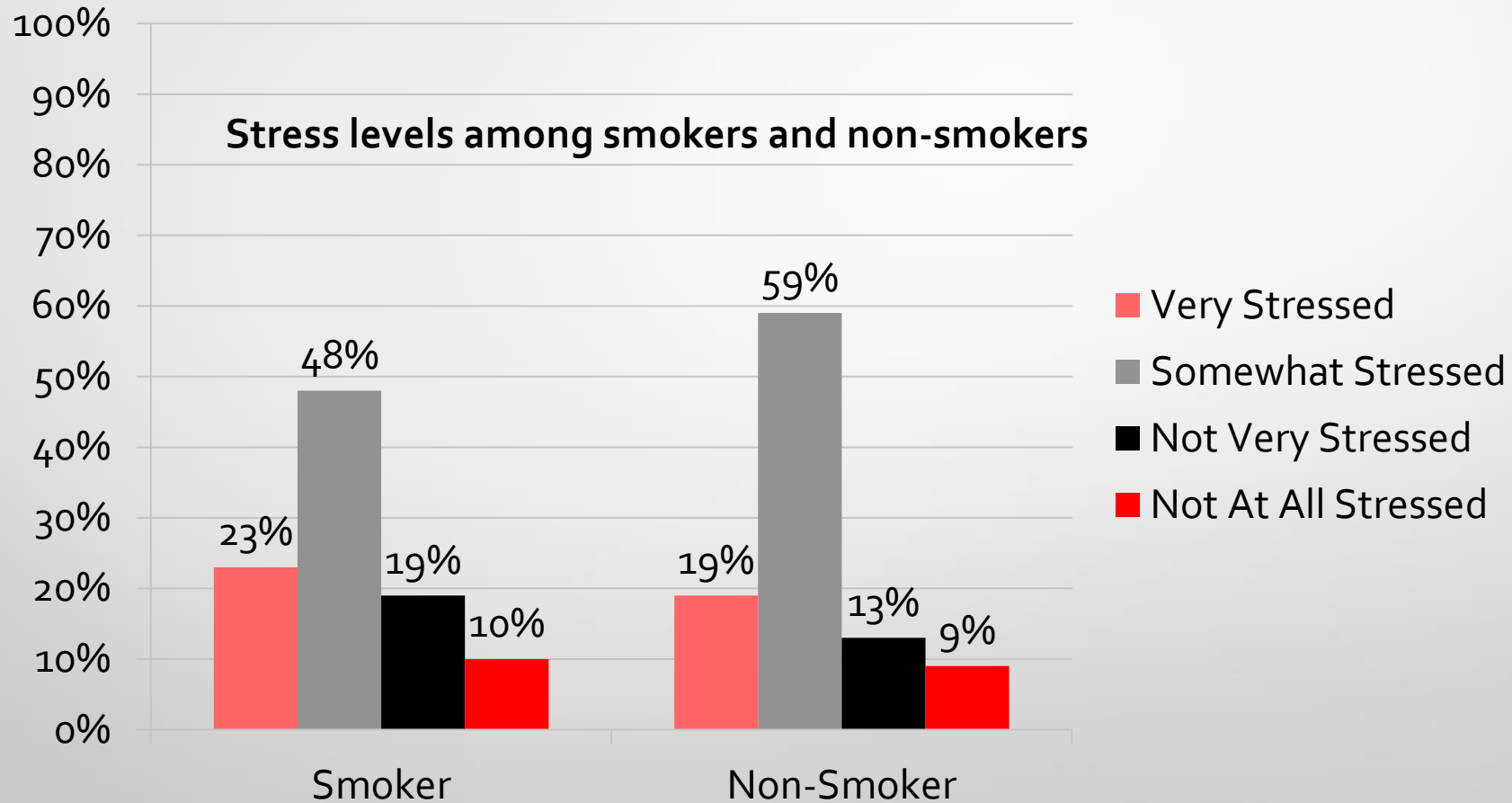


Presently for people who smoke on campus there are no penalties for violating the smoking ban. Would you support or oppose enforcing penalties to violations of the smoking ban? Support/oppose/ neutral





Rate your overall stress level; very stressed, somewhat stressed, not very stressed or not at all stressed?



SCSU Survey: 2013 Student Spring Survey  
N= 506

# Noteworthy Points

- We hypothesized that stressed levels would be higher among smokers, this was not confirmed.
- No relationship between smoking and:
  - On- Off campus
  - Age
  - International
  - Gender



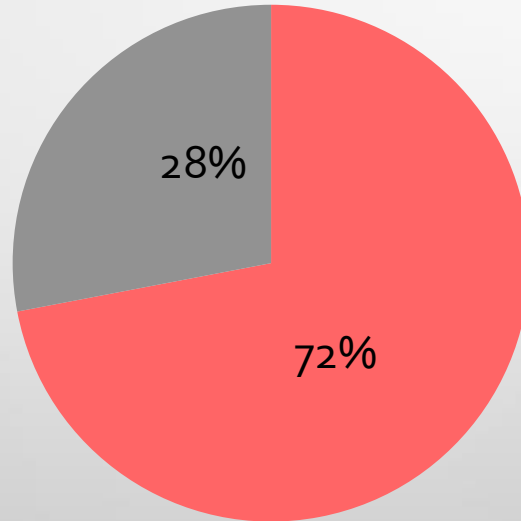
# Alcohol

Kim Kelly

Jacob Smith

# Do you consume alcohol or are you a total abstainer?

Percentage

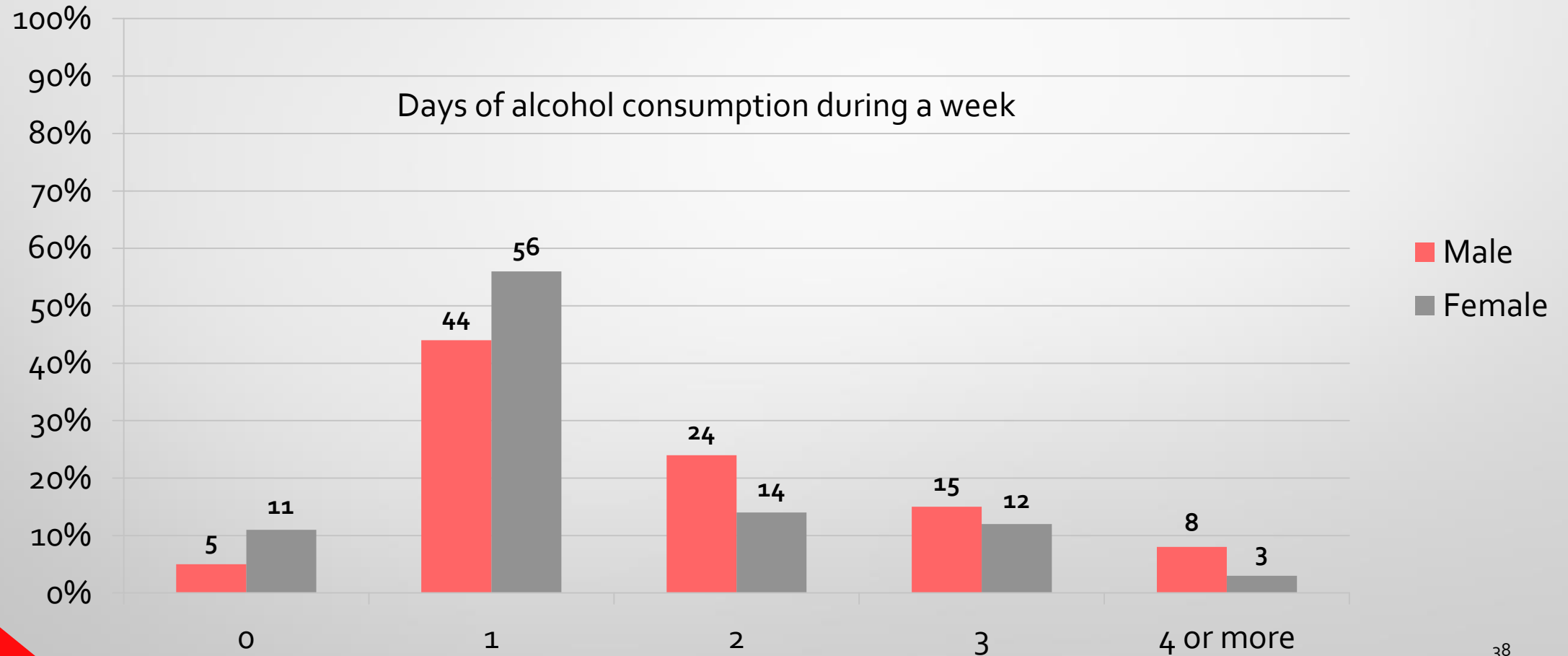


■ Yes  
■ Total Abstainer

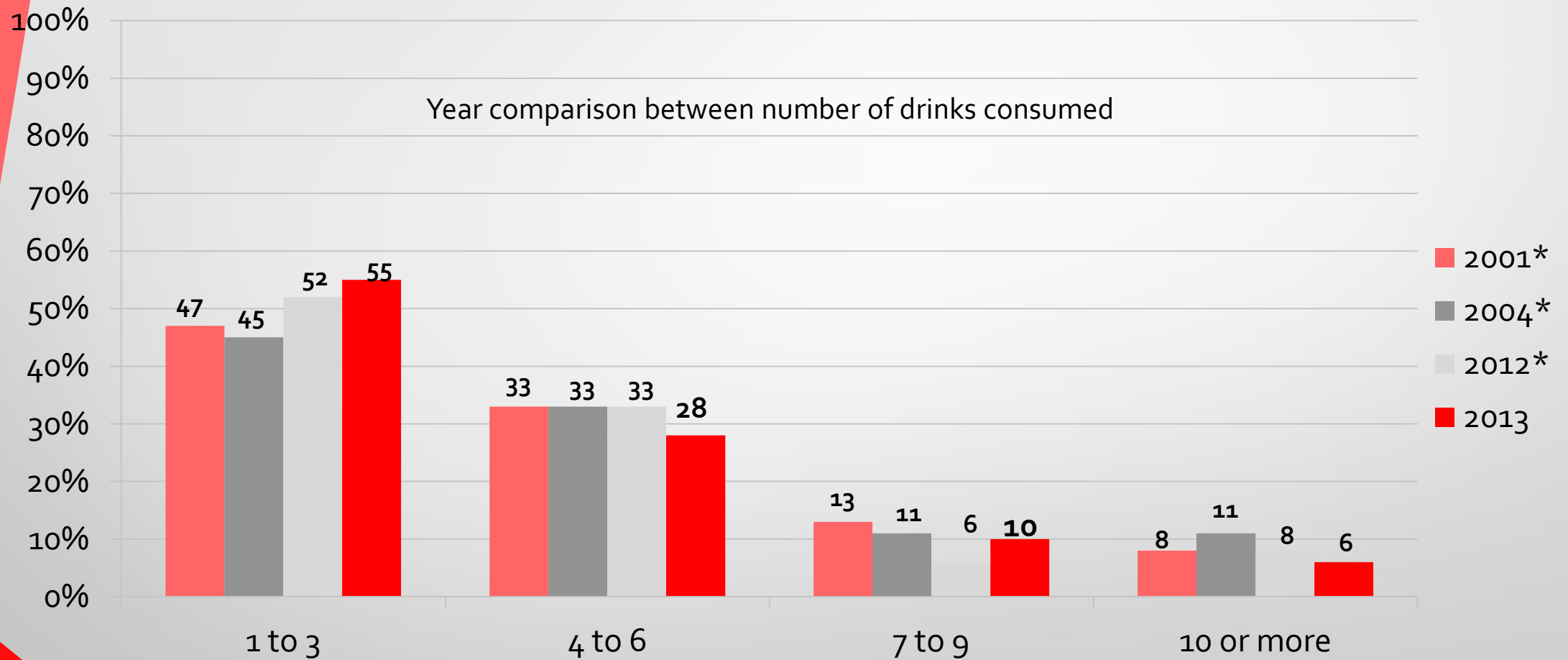
How many days during a typical week do you consume one or more alcoholic beverages?



How many days during a typical week do you consume one or more alcoholic beverages?



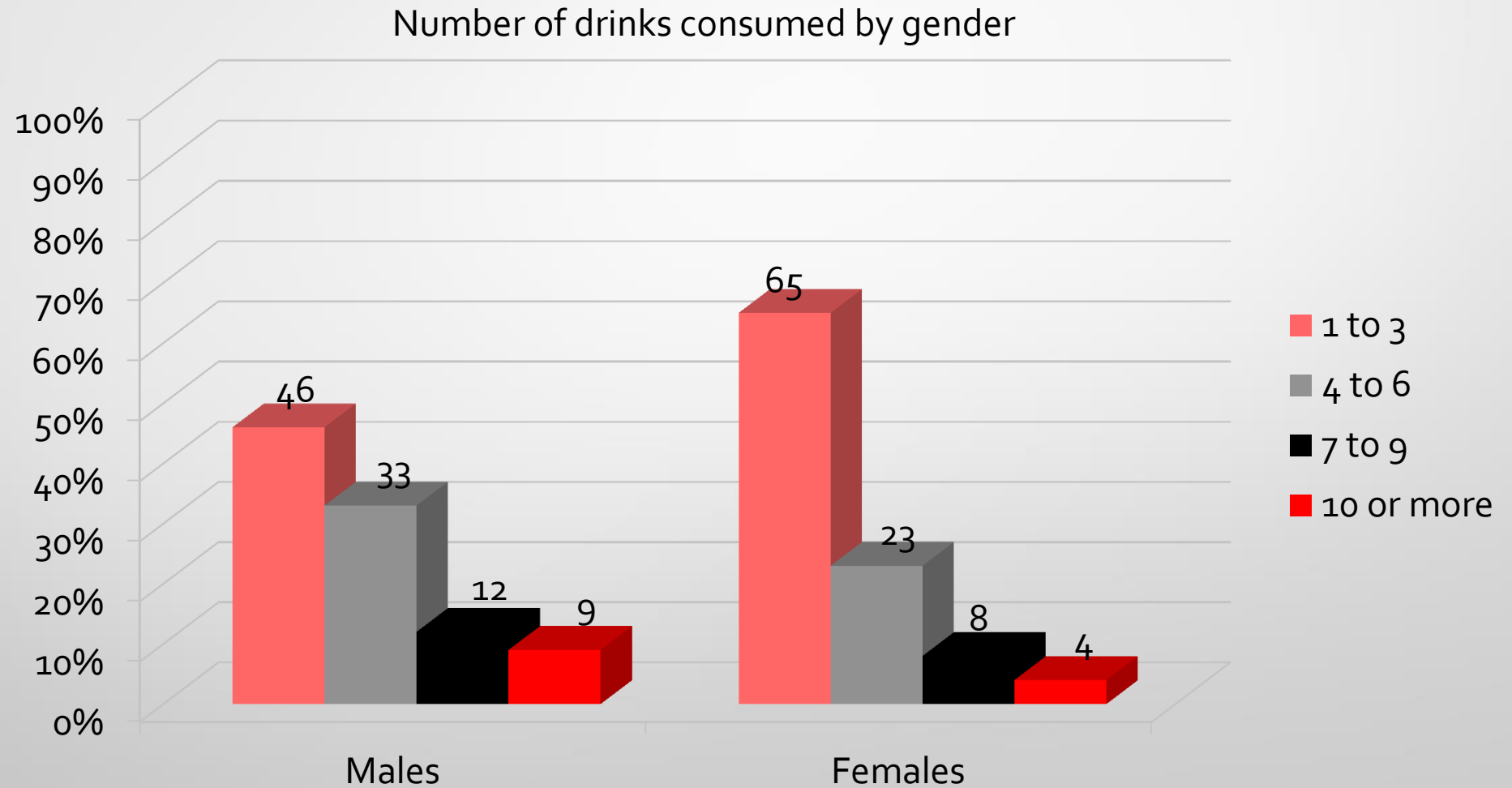
When you do consume alcohol how many drinks do you usually consume? By drinks we mean a 12oz. Beer, a 4-6 oz. glass of wine, or a 1.5 oz. shot of 80 proof alcohol, either by itself or mixed with something else?



SCSU Survey: 2013 Student Spring Survey N=353

\*Data for these years taken from the 2004 SCSU Spring Student Survey report at [www.stcloudstate.edu/scsusurvey/studies](http://www.stcloudstate.edu/scsusurvey/studies)

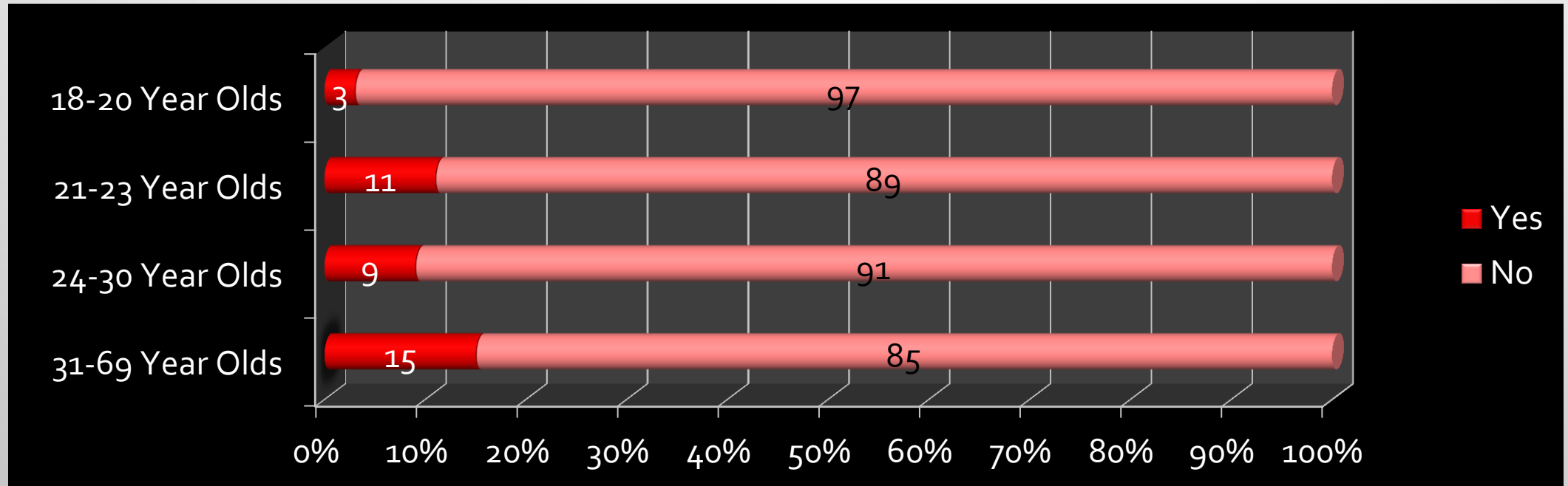
When you do consume alcohol how many drinks do you usually consume? By drinks we mean a 12oz. Beer, a 4-6 oz. glass of wine, or a 1.5 oz. shot of 80 proof alcohol, either by itself or mixed with something else?





# Have you ever used a fake ID?

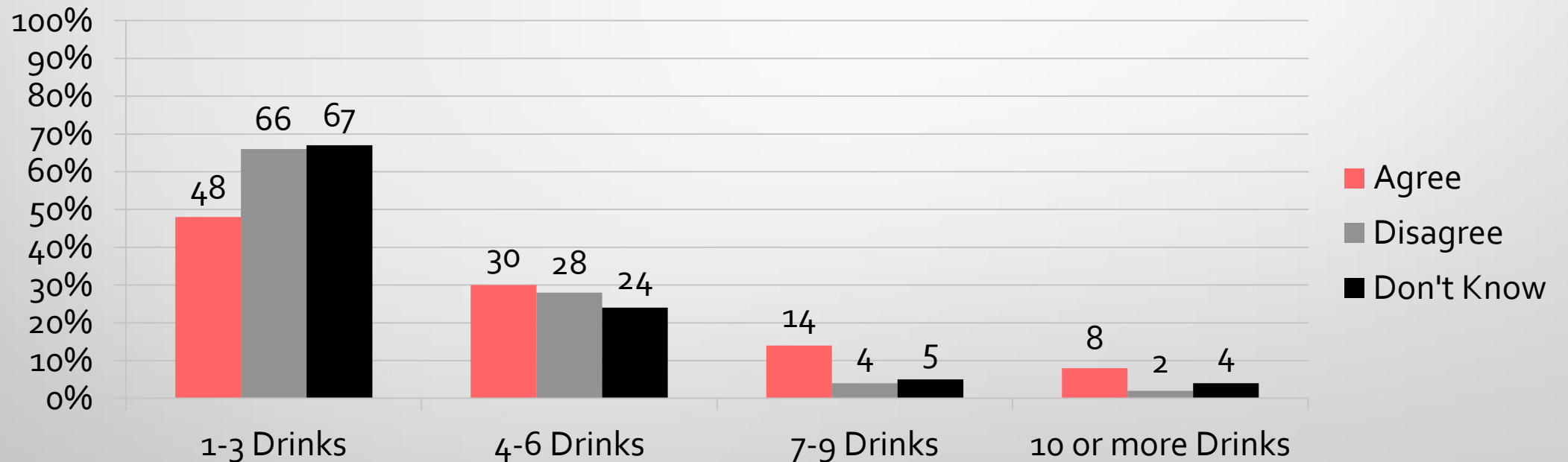
Fake ID use Overall and examined by age



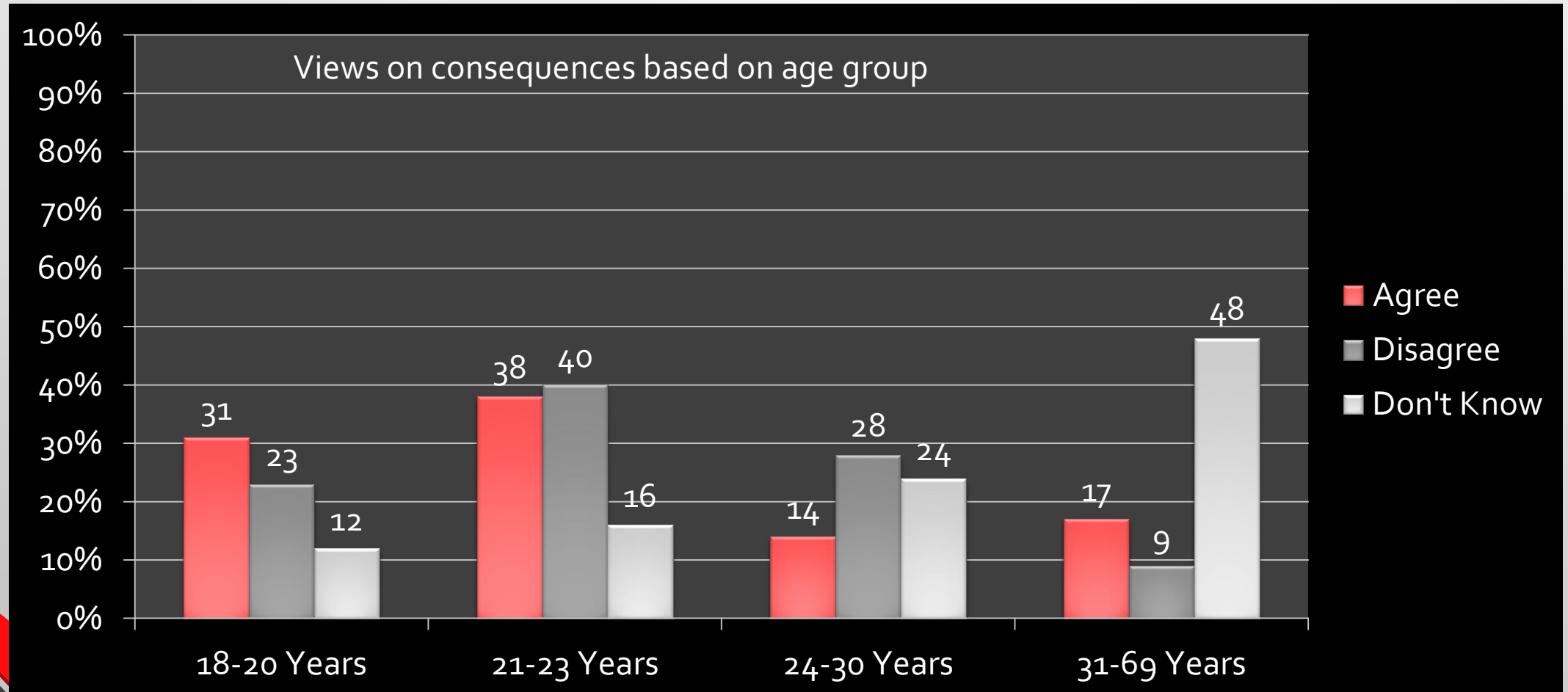
Please tell me if you strongly agree, agree, disagree, strongly disagree with the following statements.

St. Cloud State University (SCSU) has good resources for those dealing with alcohol dependency.

Students who drink views on alcohol dependency resources



Potential consequences for underage drinking help to reduce underage drinking among college students.



# Note-Worthy Points

- We hypothesized a smaller amount of students who are total abstainers
- No noteworthy difference between drinking habits and:
  - Ethnicity
  - Class
  - On Campus/off campus

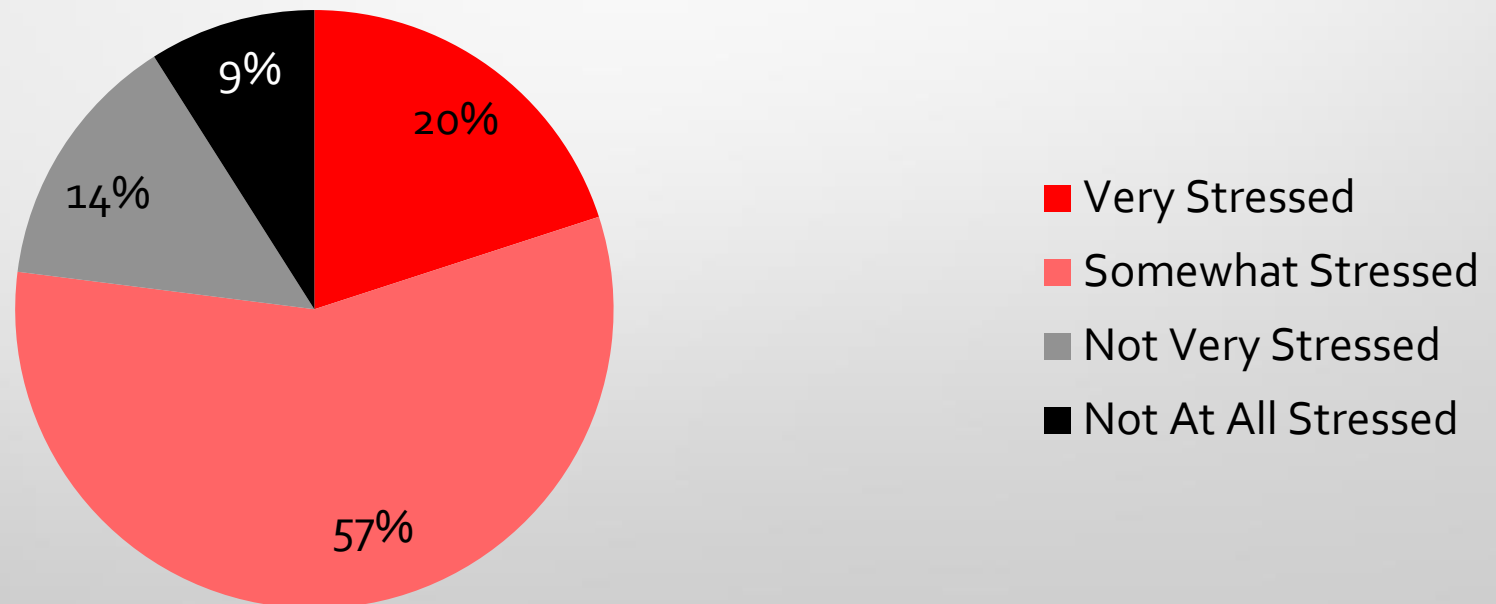
# Stress & Career Concerns

Karen Stay

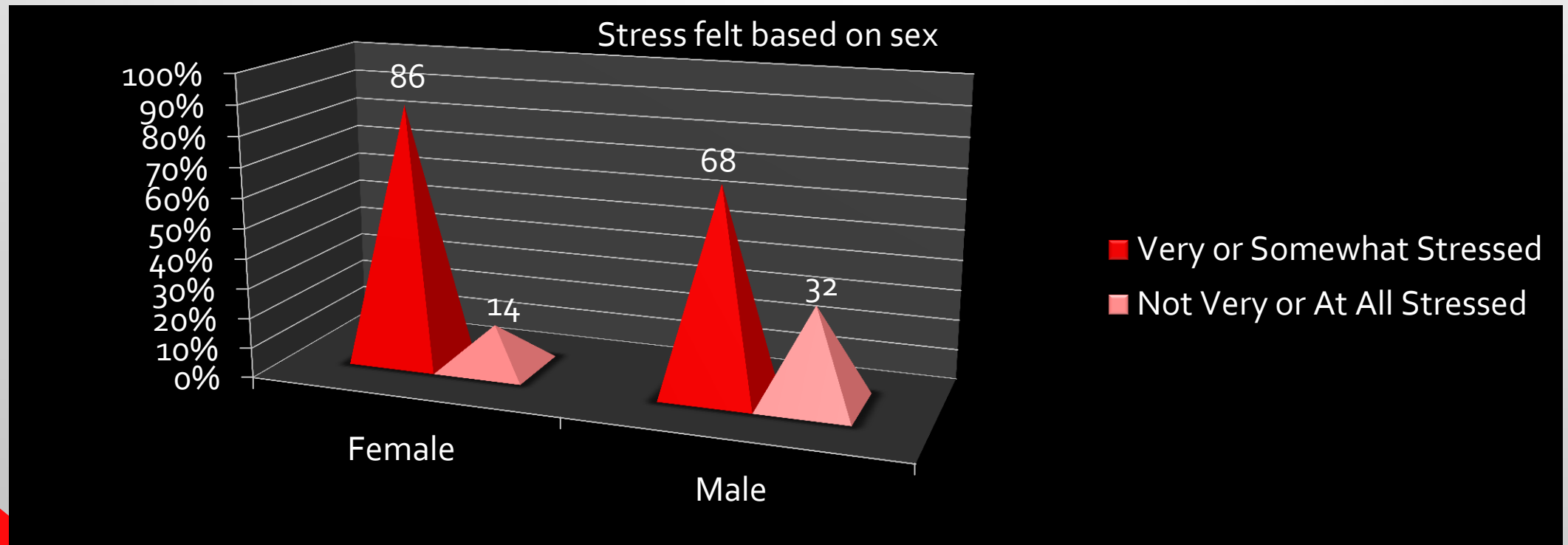


How would you rate your overall stress level: very stressed, somewhat stressed, not stressed, not at all stressed?

**Student Stress Experience**



# How Females and Males View their Stress Level

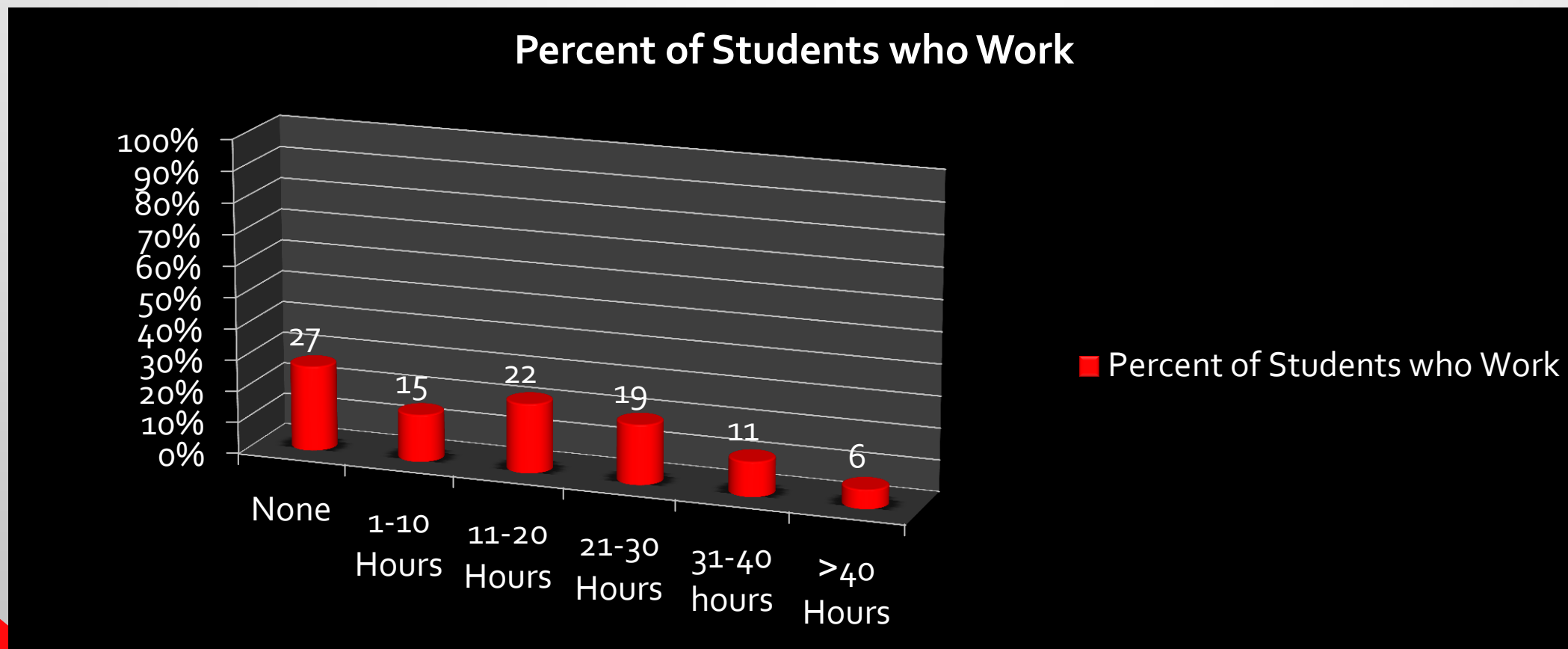


# Noteworthy Points

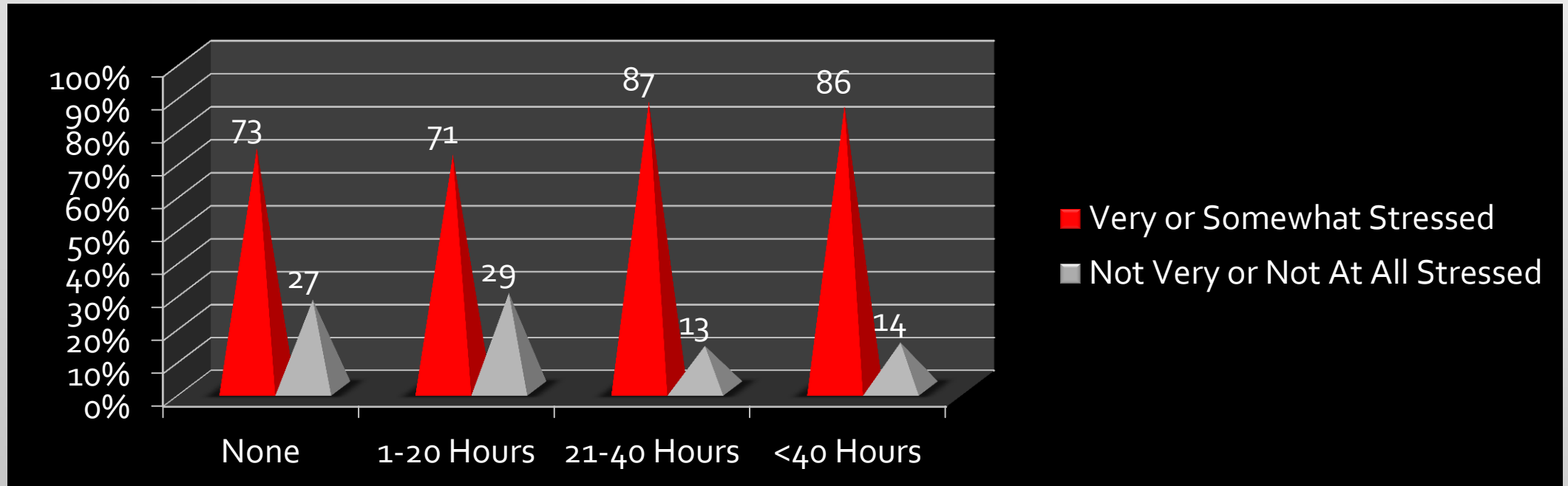
- No significant difference between stress level and:
  - On- Off campus
  - Caucasian and Non-Caucasian
  - International



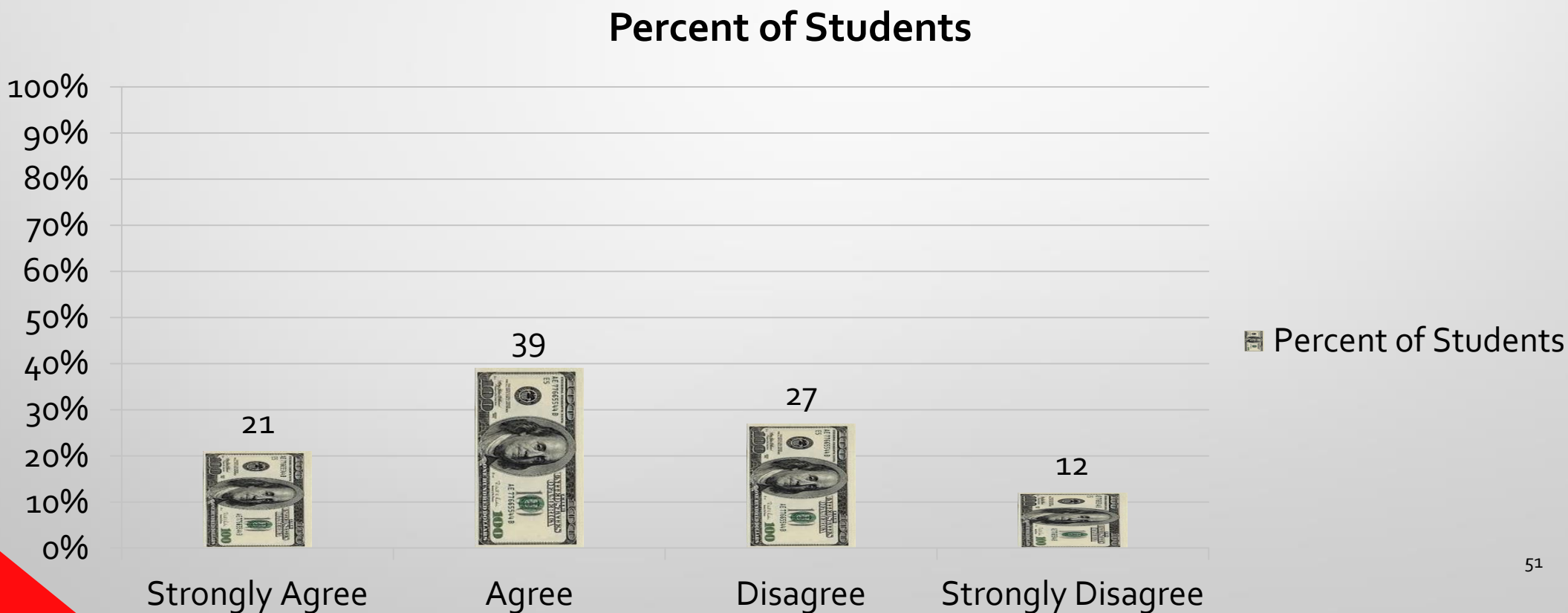
In a typical week, approximately how many hours a week do you spend at a paid job?



# Stress level felt by students compared to the amount of hours worked in a typical week

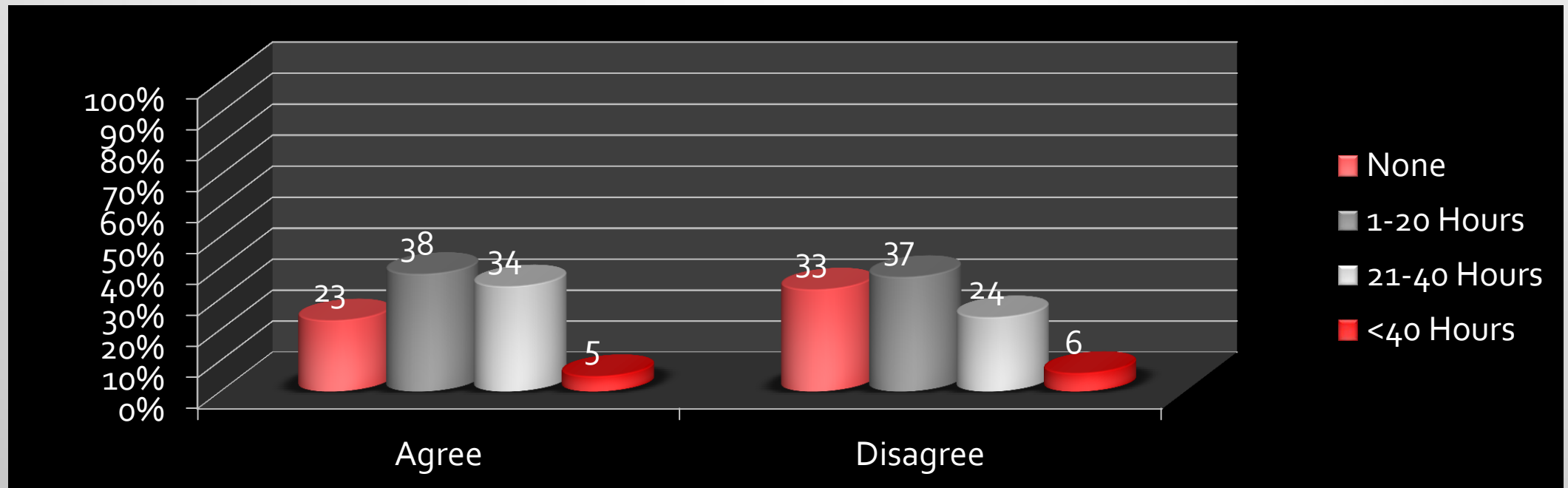


# I am worried about the amount of debt I will have once I finish school?



# Student views on debt after finishing school based on the amount of hours worked in a typical week

Debt concerns based on hours worked in a week

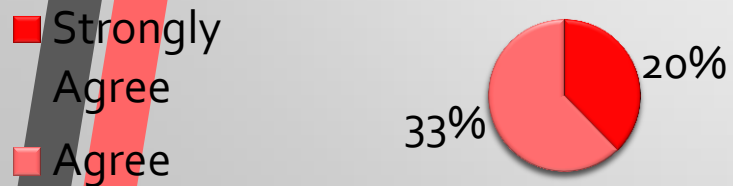


# Noteworthy Points

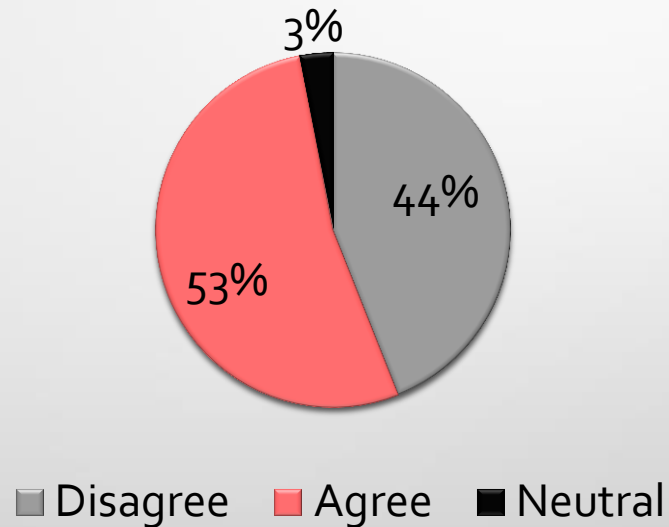
- No significant difference for students worried about debt based on:
  - On- Off campus
  - Ethnicity
  - International Students

# I am concerned about the job opportunities in my field of study when I graduate.

**Percent of Students in Agreement**



**Percent of Students**



**Percent of Students in Disagreement**



# Noteworthy Points

- No significant difference for students worried about job opportunities after graduation based on:
  - Ethnicity
  - International Students
  - Gender
  - Age

# Demographics

Gender		
From SCSU Data Base after weighting		
Program	Frequency	Percent
Male	249	49
Female	260	51
TOTAL	509	100%

Ethnic Classification		
From SCSU Data Base		
Program	Frequency	Percent
Black	29	6
Asian	33	7
White	419	86
Hispanic	4	(less) 1
American Indian	6	1
TOTAL	490	100%

International Students		
From SCSU Data Base		
Program	Frequency	Percent
No	472	93
Yes, International	37	7
TOTAL	509	100%

Residency		
From SCSU Data Base after weighting		
Program	Frequency	Percent
Off Campus	428	84
On Campus	91	16
TOTAL	509	100%

Class Standing		
From SCSU Data Base		
Program	Frequency	Percent
Freshman	66	13
Sophomore	117	23
Junior	101	20
Senior	139	27
Previous Degree	8	2
Special	24	5
Graduate Student	53	10
TOTAL	509	100%





# The Benefits



- The SCSU Student Survey has been and continues to be an academic and social tool.
  - Student Directors are able to actively write and learn from the questions within the survey.
  - Students of our Faculty Directors can learn from and research the data gained from this survey.
  - SCSU students who take the survey are provided the opportunity to voice their opinions about topics concerning the University.
  - The data gathered may be used by departments and organizations on campus for academic and policy concerns.
  - This is a record of the view point of our students for this period of time.
  - Last year, the SCSU Survey was ranked 3<sup>rd</sup> in the nation as accurate and unbiased academic polling institution by the New York Times.

# Thank You!

- We would like to thank you for your time and cooperation you have been very helpful. The results of this survey will be available on the SCSU Survey homepage in about a month. Would you like the website address?  
[www.stcloudstate.edu/scsusurvey](http://www.stcloudstate.edu/scsusurvey)
- Goodbye!

Any Questions???

