




# Connect Your Class with Zoom

St. Cloud State University best practices for teaching and learning through Zoom courses and D2L. Use this for understanding the WHY of Zoom Hybrid and for a checklist for your own courses.

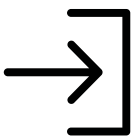
## To Prepare for Class



Send the Zoom link to students, with an agenda, their preparation requirements and your netiquette expectations.  
[Useful Zoom Features for Students](#)

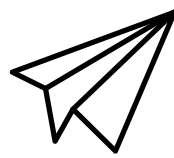


Login 10 minutes prior to class.




Sign in to Zoom [minnstate.zoom.us](http://minnstate.zoom.us) using your StarID and password.

### Recording:



Test your audio, webcam and screen share.  
[How to Record](#)



Check your Zoom settings and choose Record and choose Cloud Option.  
[Zoom Resource Guide](#)

## During Class



Check student mute/unmute.

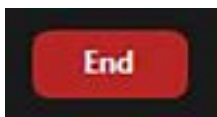


Ensure students in overflow room can hear audio and see screen share.

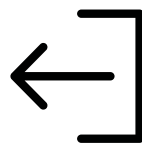


Ask students to post questions in Chat.

## After Class



End Session in Zoom.



Log out of the classroom system; mic and camera will turn off once you log out.



If you recorded your session, check your Kaltura MediaSpace - you can share the recording in D2L.



ST. CLOUD STATE UNIVERSITY

### Zoom Teaching Resources:

- University of Minnesota, Zoom: [Teach Online Class Sessions](#)
- Zoom, [Tips & Tricks for Teachers Educating on Zoom](#)
- University of Nevada Reno, [Teaching With Zoom](#)

SCSU Online in partnership with Academic Technology Team/Information Technology Services:  
[D2L@stcloudstate.edu](mailto:D2L@stcloudstate.edu)