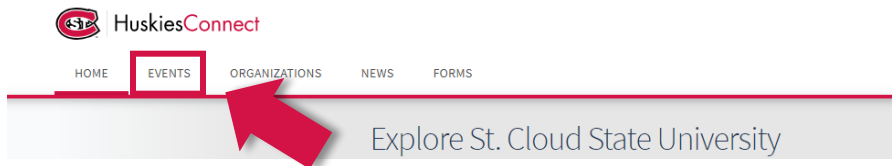
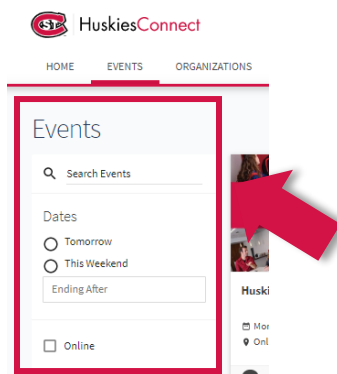


How to RSVP to Events on HuskiesConnect

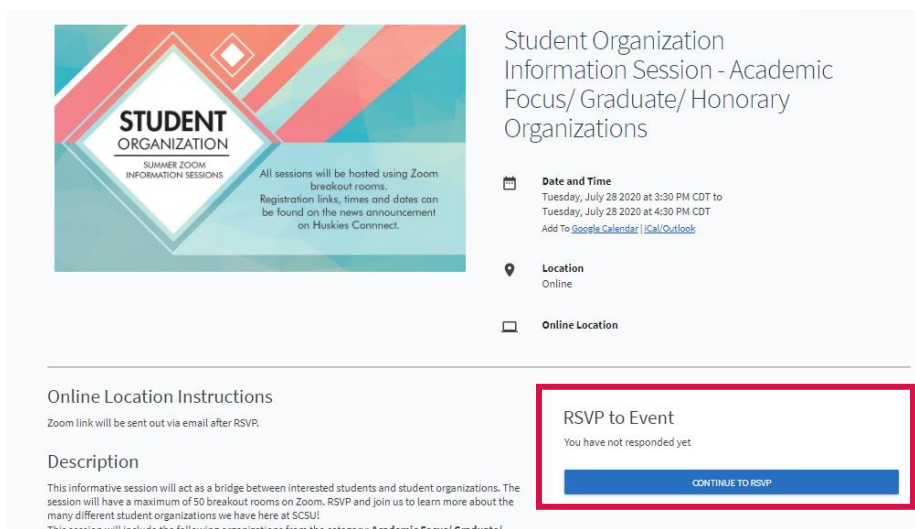
1. Login to [HuskiesConnect](#) with your StarID and Password
2. Click on Events in the top navigation bar



3. Scroll through list to find events or search for event using left hand navigation menu.

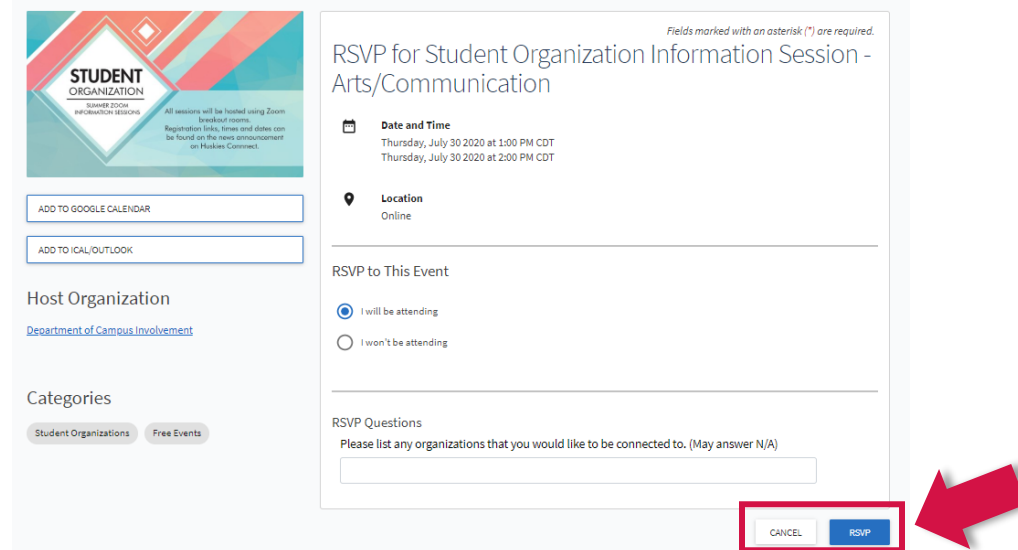


3. Click on the event you want to attend. Here you will find all the information about the event including date, time, location, details, etc.
4. Then find and click on the blue Continue to RSVP button (you will need to be signed in to RSVP to events.)

A screenshot of an event page on HuskiesConnect. The event is titled 'Student Organization Information Session - Academic Focus/ Graduate/ Honorary Organizations'. The page features a colorful graphic on the left with the text 'STUDENT ORGANIZATION SUMMER ZOOM INFORMATION SESSIONS' and 'All sessions will be hosted using Zoom breakout rooms. Registration links, times and dates can be found on the news announcement on Huskies Connect.' The right side of the page lists event details: 'Date and Time' (Tuesday, July 28 2020 at 3:30 PM CDT to Tuesday, July 28 2020 at 4:30 PM CDT), 'Location' (Online), and 'Online Location'. Below these details is a section titled 'Online Location Instructions' and a 'Description' section. At the bottom right, there is a blue button labeled 'RSVP to Event' with the text 'You have not responded yet' and a red arrow pointing to it.

5. Then select your RSVP option. If you select “I will be attending” you may be prompted with additional event questions.

6. Once all information is complete click the blue RSVP button.



STUDENT ORGANIZATION
SUMMER 2020
INFORMATION SESSIONS

All sessions will be hosted using Zoom breakout rooms. Registration links, times and dates can be found on the news announcement on Huskies Connect.

ADD TO GOOGLE CALENDAR

ADD TO ICAL/OUTLOOK

Host Organization
[Department of Campus Involvement](#)

Categories
Student Organizations Free Events

RSVP for Student Organization Information Session - Arts/Communication

Fields marked with an asterisk (*) are required.

Date and Time
Thursday, July 30 2020 at 1:00 PM CDT
Thursday, July 30 2020 at 2:00 PM CDT

Location
Online

RSVP to This Event

I will be attending
 I won't be attending

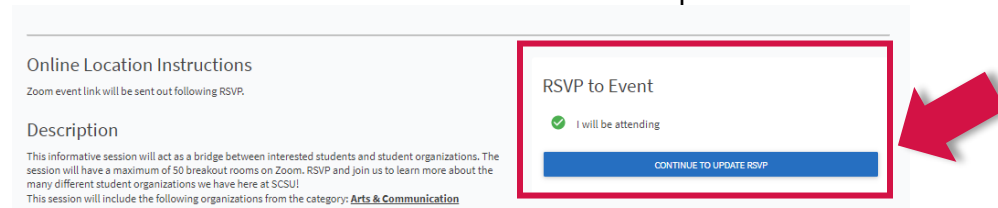
RSVP Questions
Please list any organizations that you would like to be connected to. (May answer N/A)

CANCEL RSVP

How to edit your RSVP

Complete steps 1-3 from above.

The blue RSVP button will now read “Continue to Update RSVP”



Online Location Instructions
Zoom event link will be sent out following RSVP.

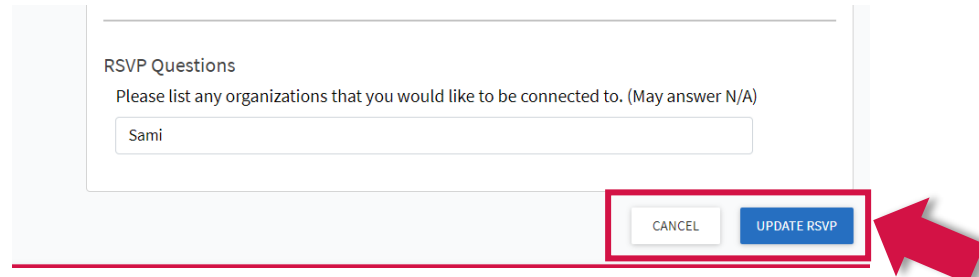
Description
This informative session will act as a bridge between interested students and student organizations. The session will have a maximum of 50 breakout rooms on Zoom. RSVP and join us to learn more about the many different student organizations we have here at SCSU!
This session will include the following organizations from the category: [Arts & Communication](#)

RSVP to Event

I will be attending

CONTINUE TO UPDATE RSVP

Once you have edited the information, click the blue Update RSVP button to complete your submission.



RSVP Questions
Please list any organizations that you would like to be connected to. (May answer N/A)

Sami

CANCEL UPDATE RSVP