



FALL 2019 QUICK FACTS

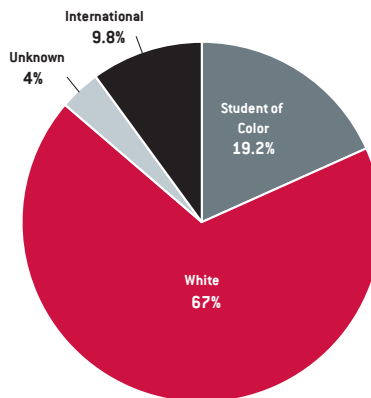
ST. CLOUD STATE UNIVERSITY

ALL DATA IS BASED ON 30TH DAY OF CLASSES UNLESS OTHERWISE NOTED
SOURCE: OFFICE OF STRATEGY, PLANNING AND EFFECTIVENESS ST. CLOUD

12,608 TOTAL STUDENTS
10,914 UNDERGRADUATE STUDENTS
1,237 NEW FIRST YEAR STUDENTS
775 NEW TRANSFER STUDENTS
1,785 GRADUATE STUDENTS

385
VETERANS
ENROLLED

ETHNICITY BREAKDOWN



1,594
STUDENTS LIVING IN
RESIDENCE HALLS



20 TO 1

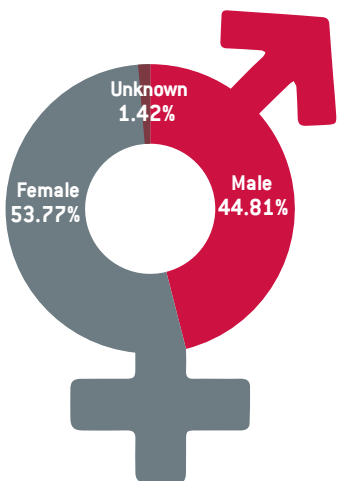
STUDENT TO FACULTY RATIO

COST OF ATTENDANCE

\$ 8,656 UNDERGRADUATE
MN RESIDENT
\$ 16,948 UNDERGRADUATE
NON-MN RESIDENT
Includes tuition and fees

\$ 9,728 ROOM &
BOARD
\$ 1,200 BOOKS &
SUPPLIES

GENDER BREAKDOWN




MEDIAN AGE
UNDERGRADUATE
20 YRS OLD
GRADUATE
29 YRS OLD

UNDERGRADUATE STUDENTS

14% FIRST GENERATION
27% PELL GRANT ELIGIBLE
17% EFC = \$0 (EXPECTED FAMILY CONTRIBUTION)

18 STUDENTS
AVERAGE CLASS SIZE



66% FIRST-TIME
STUDENT
RETENTION RATE

70.7% TRANSFER-IN
STUDENT
RETENTION RATE