



FALL 2017 QUICK FACTS

ST. CLOUD STATE UNIVERSITY

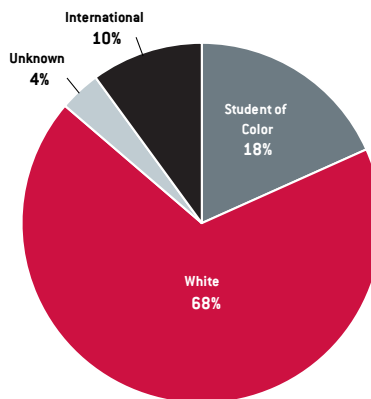
ALL DATA IS BASED ON 30TH DAY OF CLASSES UNLESS OTHERWISE NOTED

14,615 TOTAL STUDENTS
12,788 UNDERGRADUATE STUDENTS
1,509 NEW FIRST YEAR STUDENTS
1,007 NEW TRANSFER STUDENTS
1,827 GRADUATE STUDENTS



505
VETERANS
ENROLLED

ETHNICITY BREAKDOWN



1,735

STUDENTS LIVING IN
RESIDENCE HALLS



21 to 1

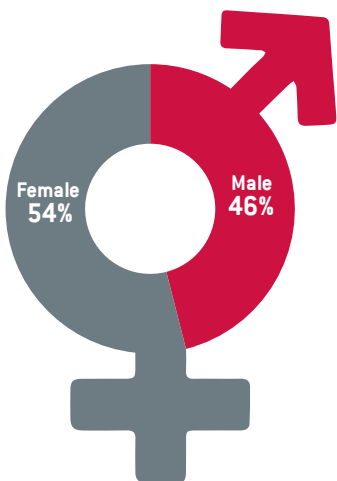
STUDENT TO FACULTY RATIO

COST OF ATTENDANCE

\$ 8,228 UNDERGRADUATE
MN RESIDENT
\$ 16,462 UNDERGRADUATE
NON RESIDENT

\$ 8,558 ROOM &
BOARD
\$ 1,200 BOOKS &
SUPPLIES

GENDER BREAKDOWN



MEDIAN AGE
UNDERGRADUATE
20 YRS OLD
GRADUATE
29 YRS OLD


UNDERGRADUATE STUDENTS

14% FIRST GENERATION

30% PELL GRANT ELIGIBLE

15% EFC = \$0 (EXPECTED FAMILY CONTRIBUTION)

24 STUDENTS
AVERAGE CLASS SIZE



66% FIRST-TIME
STUDENT
RETENTION RATE

71% TRANSFER-IN
STUDENT
RETENTION RATE