

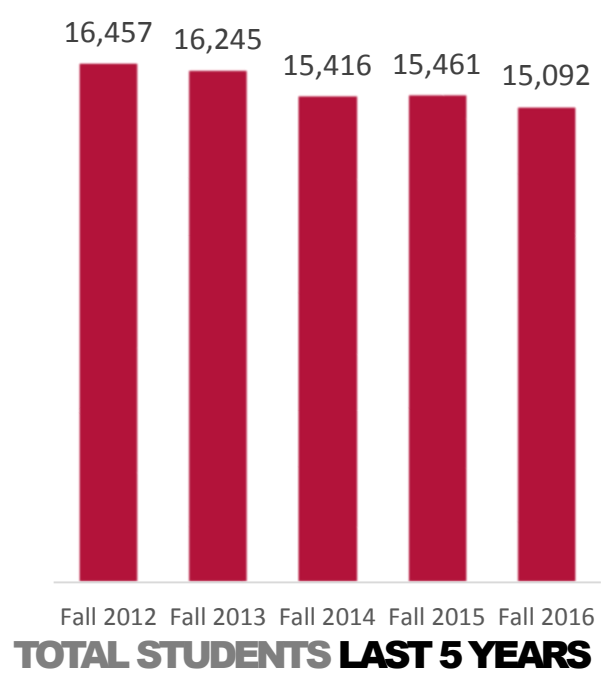


FALL 2016 QUICK FACTS

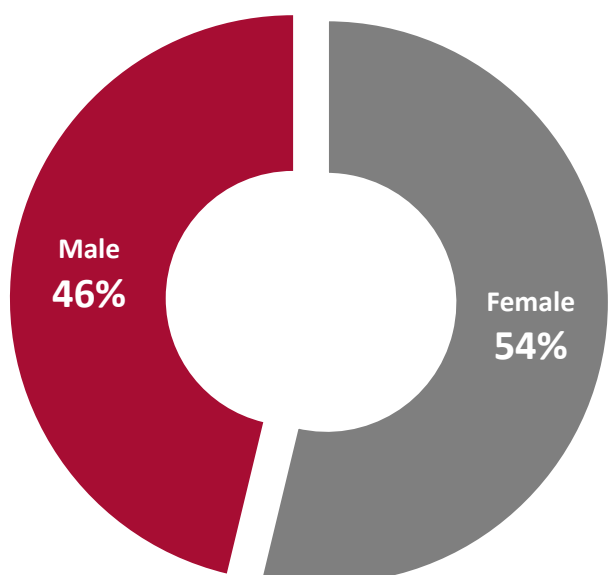
ST. CLOUD STATE UNIVERSITY

(ALL DATA IS BASED ON 30TH DAY OF CLASSES UNLESS OTHERWISE NOTED)

15,092 TOTAL STUDENTS
13,236 UNDERGRADUATE STUDENTS
1,798 NEW FIRST YEAR STUDENTS
1,038 NEW TRANSFER STUDENTS
1,856 GRADUATE STUDENTS

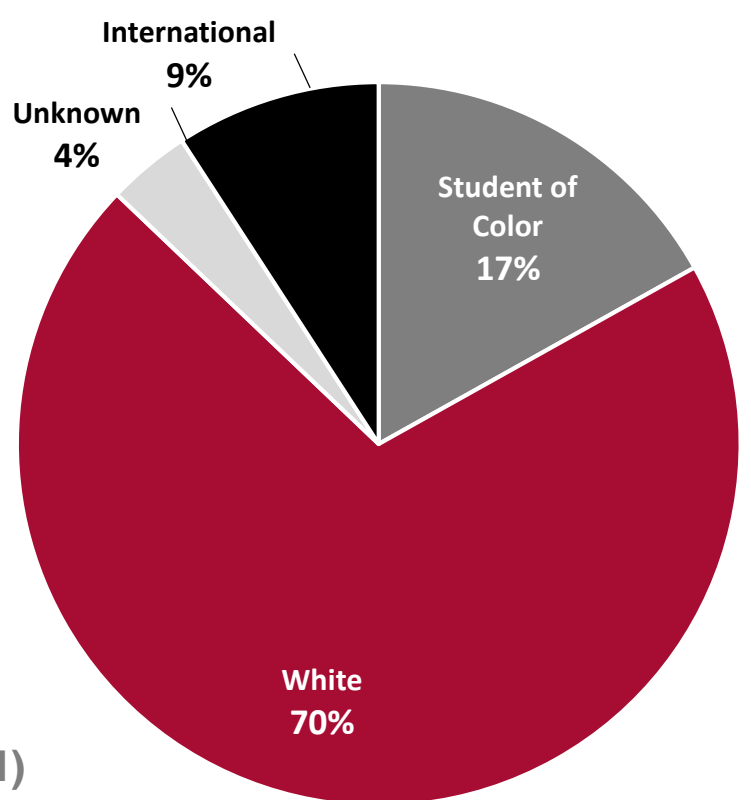


GENDERBREAKDOWN



MEDIAN AGE
UNDERGRADUATE
20 YRS OLD
GRADUATE
29 YRS OLD

ETHNICITYBREAKDOWN



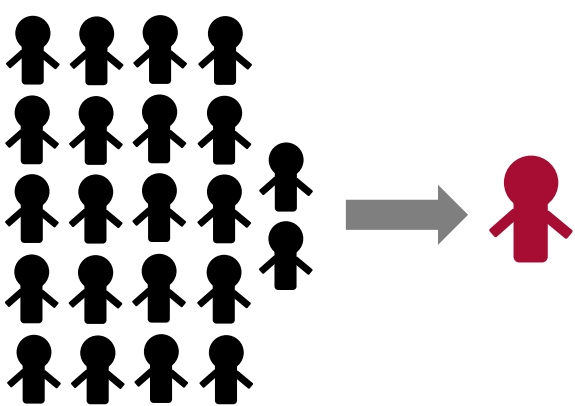
541 VETERANS ENROLLED

UNDERGRADUATE STUDENTS

14% FIRST GENERATION
30% PELL GRANT ELIGIBLE
15% EFC = \$0 (EXPECTED FAMILY CONTRIBUTION)

STUDENTS LIVING IN RESIDENCE HALLS **1,983**

69% FIRST-TIME STUDENT RETENTION RATE¹



22 TO 1
STUDENT TO FACULTY RATIO

68% TRANSFER-IN STUDENT RETENTION RATE²

COST OF ATTENDANCE

\$ 7,910 UNDERGRADUATE MN RESIDENT³
\$ 15,828 UNDERGRADUATE NON-RESIDENT³
\$ 8,230 ROOM & BOARD
\$ 1,200 BOOKS & SUPPLIES

23 STUDENTS
AVERAGE CLASS SIZE



GRADUATION RATES⁴

18% 4-YEAR | **37%** 5-YEAR | **44%** 6-YEAR

SOURCE:
OFFICE OF
STRATEGY, PLANNING AND EFFECTIVENESS
ST. CLOUD STATE UNIVERSITY

NOTES:
1 - Percent of full-time, first-time students that entered the institution in fall 2015 and are still enrolled in fall 2016
2 - Percent of full-time and part-time, transfer-in students that entered the institution in fall 2015 and are still enrolled in fall 2016
3 - Includes tuition and fees.
4 - Percent of students that entered the institution in fall 2010 that graduated within four, five and six years.