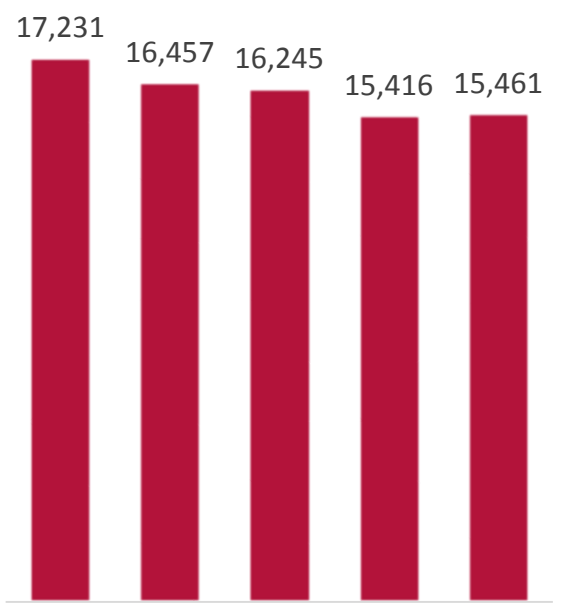




# FALL 2015 QUICK FACTS

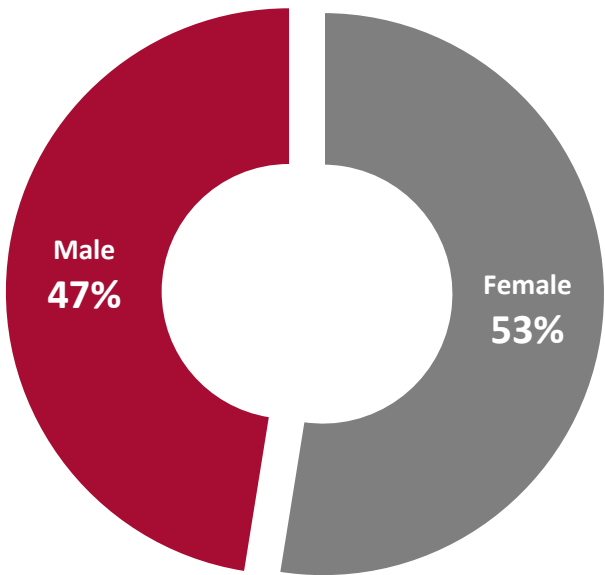
ST. CLOUD STATE UNIVERSITY

**15,461** TOTAL STUDENTS  
**13,630** UNDERGRADUATE STUDENTS  
**1,863** NEW FIRST YEAR STUDENTS  
**1,042** NEW TRANSFER STUDENTS  
**1,831** GRADUATE STUDENTS



TOTAL STUDENTS LAST 5 YEARS

GENDER BREAKDOWN



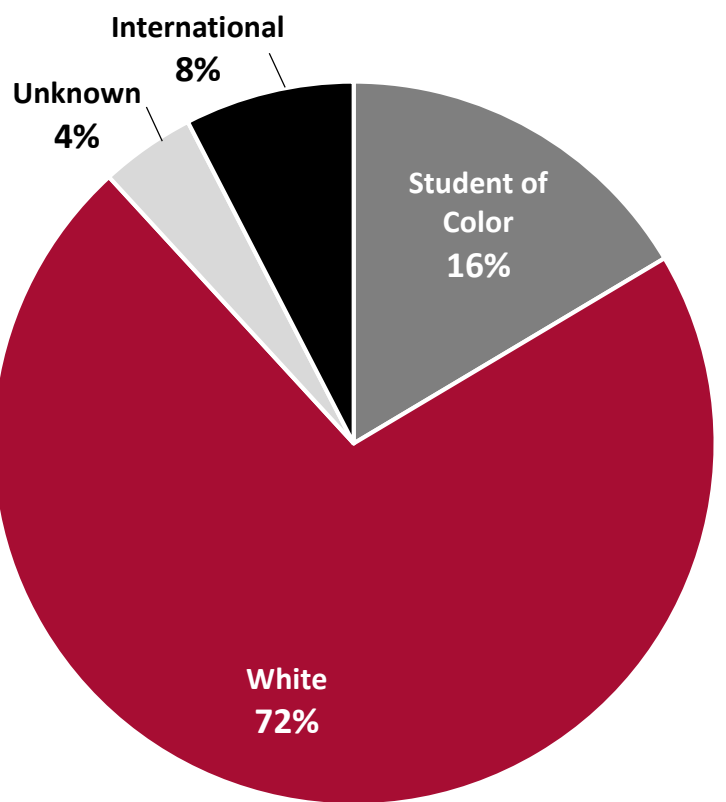
**MEDIAN AGE**  
**UNDERGRADUATE**  
**20 YRS OLD**  
**GRADUATE**  
**29 YRS OLD**

**579** VETERANS ENROLLED

UNDERGRADUATE STUDENTS

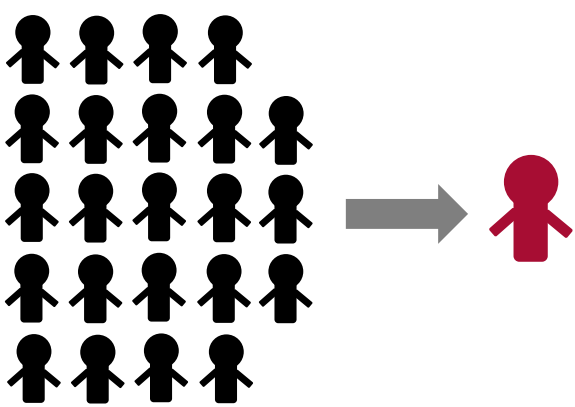
**15%** FIRST GENERATION  
**28%** PELL GRANT ELIGIBLE  
**15%** EFC = \$0 (EXPECTED FAMILY CONTRIBUTION)

ETHNICITY BREAKDOWN



STUDENTS LIVING IN RESIDENCE HALLS **2,097**

**72%** FIRST-TIME STUDENT RETENTION RATE



**23 TO 1** STUDENT TO FACULTY RATIO

**75%** TRANSFER-IN STUDENT RETENTION RATE

COST OF ATTENDANCE

**\$ 7,814** UNDERGRADUATE MN RESIDENT  
**\$ 15,732** UNDERGRADUATE NON-RESIDENT  
**\$ 7,930** ROOM & BOARD  
**\$ 1,200** BOOKS & SUPPLIES

**23** STUDENTS AVERAGE CLASS SIZE



GRADUATION RATES

**18%** 4-YEAR | **35%** 5-YEAR | **42%** 6-YEAR

SOURCE: OFFICE OF STRATEGY, PLANNING AND EFFECTIVENESS ST. CLOUD STATE UNIVERSITY