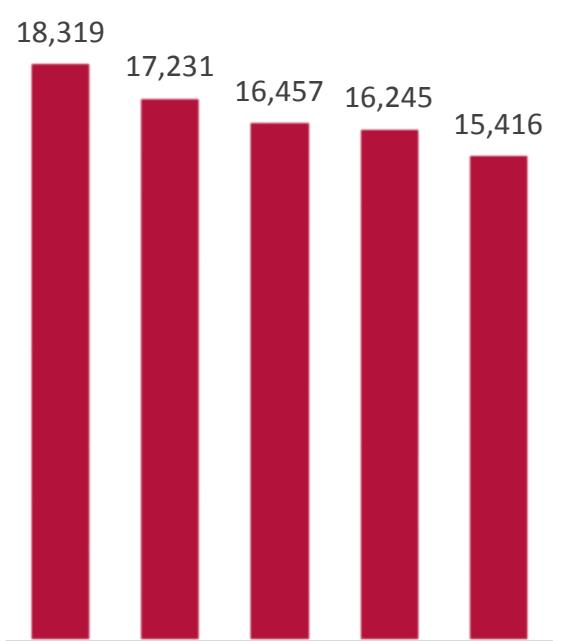




FALL 2014 QUICK FACTS

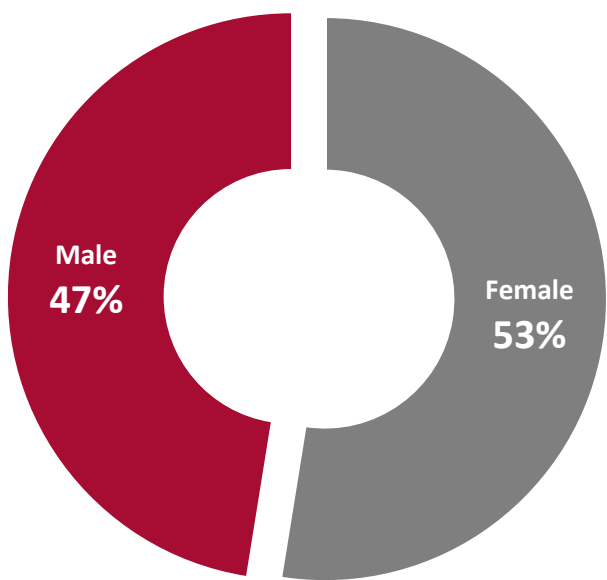
ST. CLOUD STATE UNIVERSITY

15,416 TOTAL STUDENTS
13,752 UNDERGRADUATE STUDENTS
1,683 NEW FIRST YEAR STUDENTS
1,022 NEW TRANSFER STUDENTS
1,664 GRADUATE STUDENTS



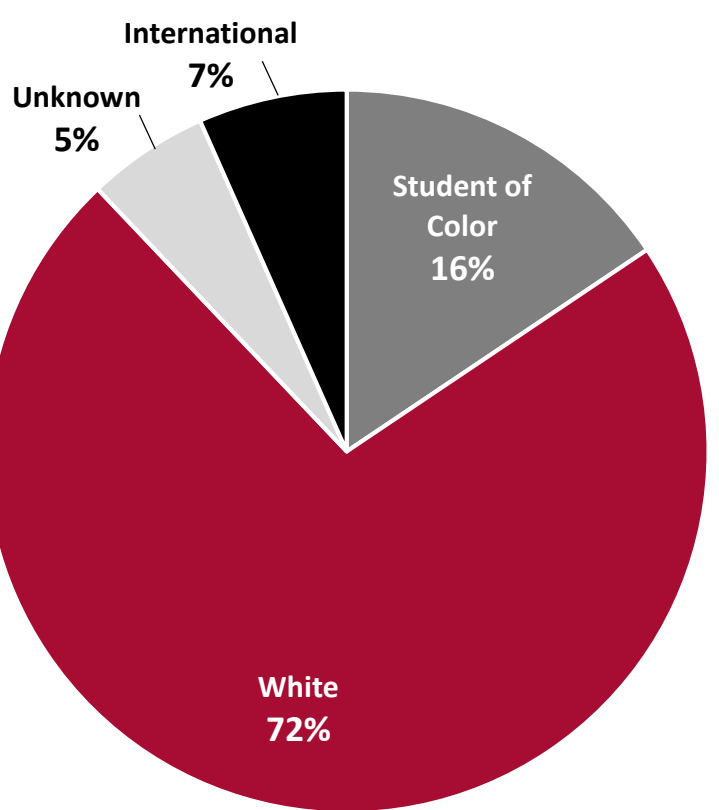
TOTAL STUDENTS LAST 5 YEARS

GENDER BREAKDOWN



MEDIAN AGE
UNDERGRADUATE
21 YRS OLD
GRADUATE
30 YRS OLD

ETHNICITY BREAKDOWN



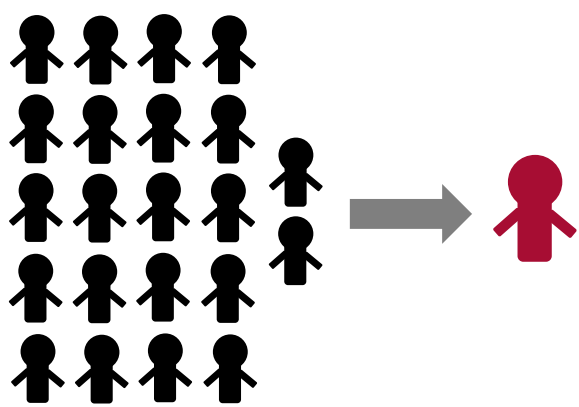
612 VETERANS ENROLLED

UNDERGRADUATE STUDENTS

15% FIRST GENERATION
24% PELL GRANT ELIGIBLE
16% EFC = \$0 (EXPECTED FAMILY CONTRIBUTION)

STUDENTS LIVING IN RESIDENCE HALLS **2,080**

73% FIRST-TIME STUDENT RETENTION RATE



22 TO 1 STUDENT TO FACULTY RATIO

71% TRANSFER-IN STUDENT RETENTION RATE

COST OF ATTENDANCE

\$ 7,554 UNDERGRADUATE MN RESIDENT
\$ 15,196 UNDERGRADUATE NON-RESIDENT
\$ 7,560 ROOM & BOARD
\$ 1,200 BOOKS & SUPPLIES

23 STUDENTS AVERAGE CLASS SIZE



GRADUATION RATES

18% 4-YEAR | **38%** 5-YEAR | **44%** 6-YEAR

SOURCE: OFFICE OF STRATEGY, PLANNING AND EFFECTIVENESS ST. CLOUD STATE UNIVERSITY

