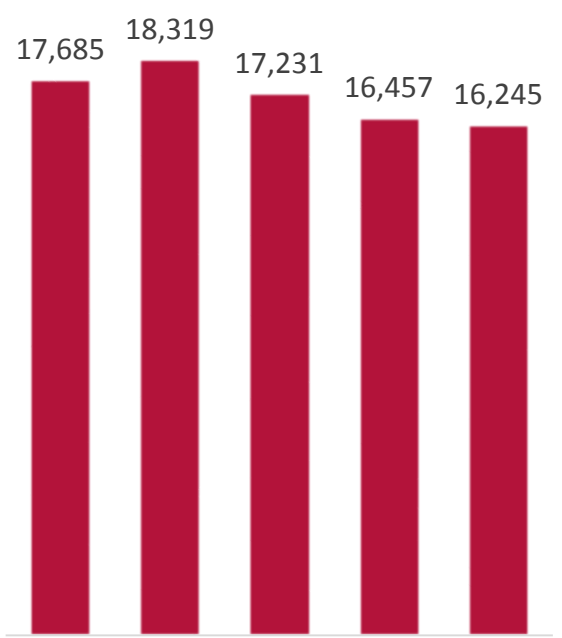




# FALL 2013 QUICK FACTS

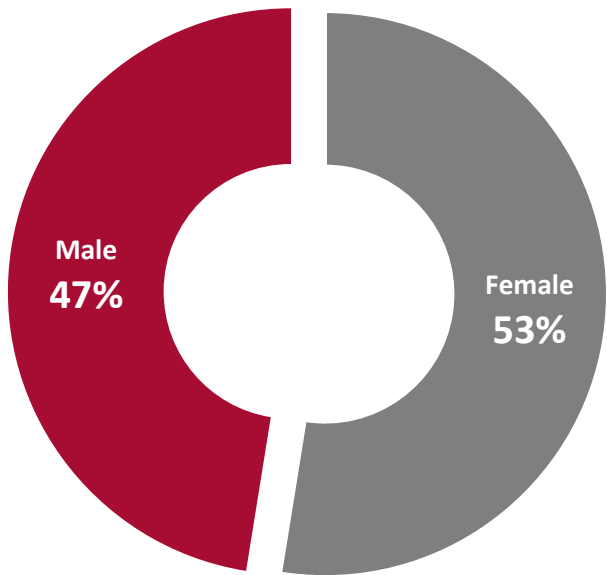
ST. CLOUD STATE UNIVERSITY

**16,245** TOTAL STUDENTS  
**14,641** UNDERGRADUATE STUDENTS  
**1,703** NEW FIRST YEAR STUDENTS  
**1,072** NEW TRANSFER STUDENTS  
**1,604** GRADUATE STUDENTS



TOTAL STUDENTS LAST 5 YEARS

GENDER BREAKDOWN



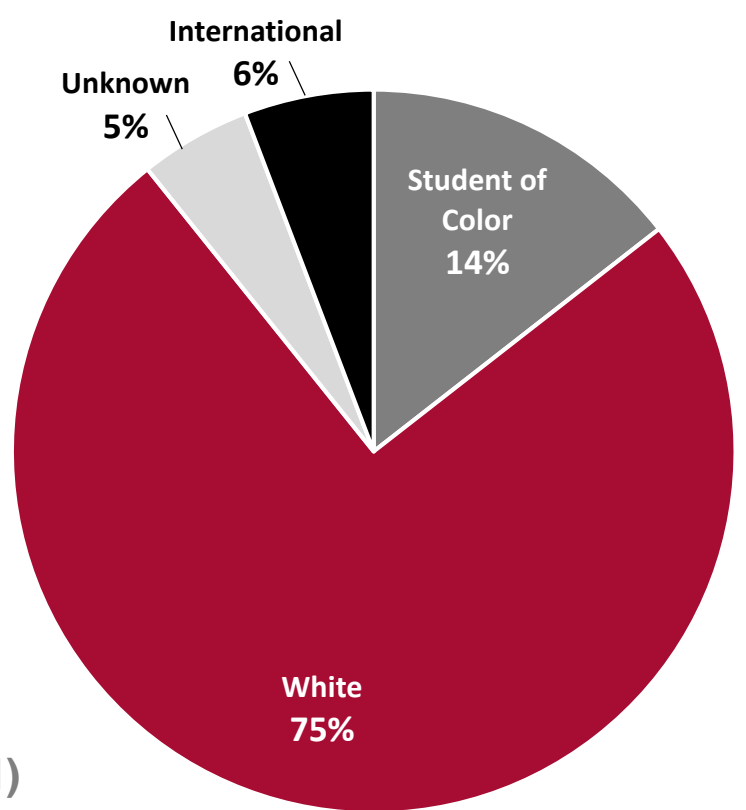
**MEDIAN AGE**  
**UNDERGRADUATE**  
**21 YRS OLD**  
**GRADUATE**  
**28 YRS OLD**

**778** VETERANS ENROLLED

UNDERGRADUATE STUDENTS

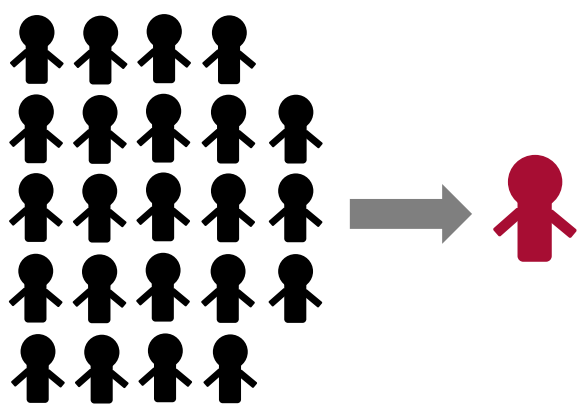
**14%** FIRST GENERATION  
**32%** PELL GRANT ELIGIBLE  
**17%** EFC = \$0 (EXPECTED FAMILY CONTRIBUTION)

ETHNICITY BREAKDOWN



STUDENTS LIVING IN RESIDENCE HALLS **2,124**

**70.5%** FIRST-YEAR STUDENT RETENTION RATE



**23 TO 1** STUDENT TO FACULTY RATIO

**70.8%** TRANSFER STUDENT RETENTION RATE

COST OF ATTENDANCE

**\$ 7,514** UNDERGRADUATE MN RESIDENT  
**\$ 15,156** UNDERGRADUATE NON-RESIDENT  
**\$ 7,236** ROOM & BOARD  
**\$ 1,200** BOOKS & SUPPLIES

**25** STUDENTS AVERAGE CLASS SIZE



GRADUATION RATES

**19%** 4-YEAR | **41%** 5-YEAR | **47%** 6-YEAR

SOURCE: OFFICE OF STRATEGY, PLANNING AND EFFECTIVENESS ST. CLOUD STATE UNIVERSITY