

Ritsche Auditorium Specifications

TABLE OF CONENTS

General Specifications	2
Sound Specifications	3
Lighting Specifications	4
Presentation System Specifications	5
Facility Layout Diagram	6
Lighting Plot	7



**Ritsche Auditorium Specifications**

**GENERAL SPECIFICATIONS**

Entrances:	(3) Back of House (2) Front of House (2) Balcony (1) Loading Dock
Uses:	Classroom, concerts, special events
Stage Size:	Depth 38' Width 56' (at front) Height 38' (downstage) 29' (upstage)
Surfaces:	Wooden floor over wood grids with very shiny polyurethane wood finish. All wall surfaces are white. Marley floor is available of dance performances. (7) 39"x64" Marley Rolls
Fly System:	None
Crossover:	Behind up-stage wall
Dressing Rooms:	(2) Small rooms with a lighted mirror and sink, room for 2-3 maximum. Stage left.
Green Room:	(1) Room including tables, chairs, sink, mirrors on one wall with dance bar. Stage left.
Restrooms:	(1) Uni-sex restroom located backstage
Seating:	(903) Total (568 Main Floor, 335 Balcony)
Power Capacity:	200 Amps on stage right 100 Amps on stage left. Both are three phase. <i>Note: All 200 Amp hook-ups require an SCSU electrician.</i>
Banners	18' banner bar over stage.



View from Downstage

## Ritsche Auditorium Specifications

### SOUND SPECIFICATIONS

House System	(1) 32 Sound Craft Live 8 Mixing Console located at front and center on balcony. All audio inputs are patchable.
Audio Processing:	(1) 8 channel compressor/limiter (1) 2 channel Lexicon 400 FX processor
Monitor System:	(2) Mackie SRM 450 Powered Monitors
Playback:	(1) Marantz Single CD Deck (balcony) (1) SONY Blu Ray DVD player
Microphones:	(2) Shure Handheld Wireless (2) Shure Lapel wireless (3) SM-58 Additional SM-58 and SM-57 Mics are available upon request.
Microphone Inputs:	(12) Stage inputs in 3 floor pockets (center, stage right, and stage left) (2) Left and right auditorium walls (12) Channels patchable Stage right wall plate (1) 32x8 Roland Digital audio snake.
Amplifiers	(3) QSC CX1102 (stage front) (1) QSC CX502 (stage front)
House Speakers:	Main floor (Left / Right) Balcony (Left / Right) Center flown (4) dual 12" Sub Array
Headsets:	7 Telex RTS Headsets w/ Belt packs 2 Telex Headset w/ Radiocom Wireless Belt packs
Headset Stations:	(1) SR Wing (1) SL Wing (1) Green Room (2) Dressing rooms (3) Balcony (2) Catwalk



**Ritsche Auditorium Specifications**

**LIGHTING SPECIFICATIONS**

**CONTROL**

(1)	ETC Express 24/48 Channel Console. May be located on SR wing or front and center on the balcony. DMX512 Protocol - Soft patching
(1)	Programmable control unit on SR wing w/house lighting and stage overhead lighting control.
(1)	Push Button lighting control unit located on SL wing.
(1)	Push Button lighting control unit located at main floor rear auditorium entrance.
(2)	Push Button lighting control unit located at both balcony entrances.

There is a limited amount of gels and gel colors. If possible, please alert us of any special lighting needs in advance of the event. If other colors are required, you are advised to locate them on your own.

**CABLE AND HARDWARE**

(2)	12' light trees with bases. Assorted length crossbars are available.
(25)	Assorted Lengths of twist lock extension
(6)	Twist Lock Twofers
(14)	Twist Lock to Edison Adaptors (Assorted lengths)

**INSTRUMENTS**

(10)	ETC S4 26° Ellipoidal
(7)	10° Strand Leko (575 watt)
(4)	10° ETC Source Four (575 watt)
(2)	15° - 30° ETC Source Four Zoom (575 watt)
(1)	Large zoom/wash
(12)	6" Fresnels (500 watt)
(2)	Scoops ( 500 watt )
(2)	Altmann Follow Spots 1,500 ( Edison ) w/gels, iris, and damper control (located on balcony)

**POWER CIRCUITS**

(20)	Located on Catwalk
(6)	(3) Floor pocket circuits located on each side of stage located toward upstage.
(6)	(3) Circuits located on both SR and SL in the wings
(6)	(3) Circuits located on both SR and SL for the tormentor bars
(3)	Located on center of upstage wall
(2)	Located on the balcony SR and SL

**DIMMERS**

(1)	Strand CD80 Supervisor Dimmer Rack (96) Dimmers at 2400 watt capacity each
-----	--

## Ritsche Auditorium Specifications

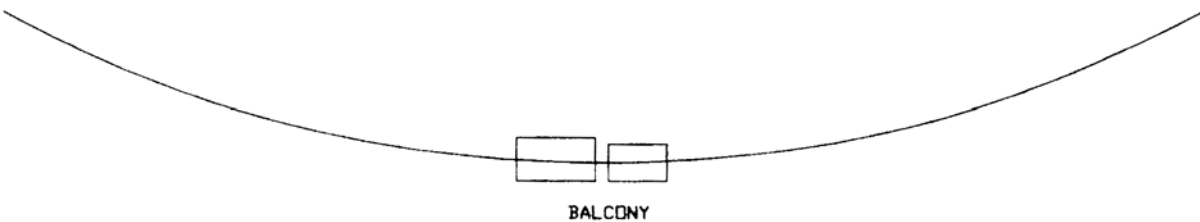
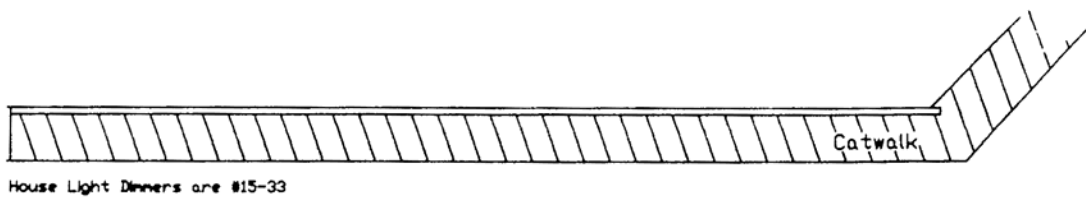
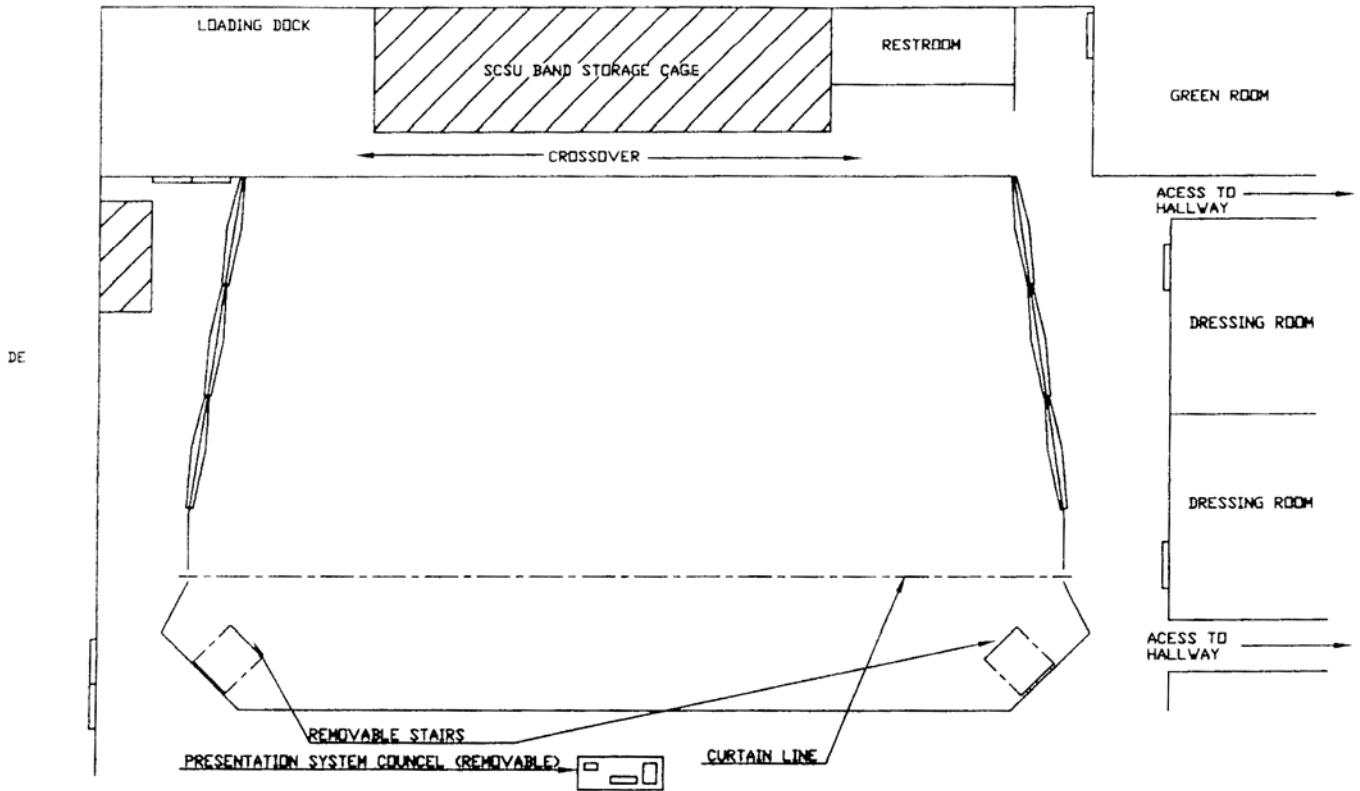
### PRESENTATION SYSTEM SPECIFICATIONS

(1)	30' x 18' Widescreen Projection Screen (16:9 ratio)
(1)	SONY FW300 High Definition projector
(1)	Sony DVD/VHS Combo Unit Console
(2)	Sony Blu-Ray Disc Player – Console and Balcony
(1)	Samsung Digital Widescreen Document Camera
(1)	PC – Windows Vista
(1)	Mac Mini - Vista
(1)	Laptop VGA connection at console and balcony
(3)	Laptop VGA/audio / Video connection at Stage floor boxes
(2)	Laptop Network Connection at console and balcony
(1)	Wireless Network Connection balcony/floor
(1)	Mini 1/8 audio at console (balcony)
(2)	USB extensions at console
(1)	Phone (located stage left)
(2)	Creston touch control (Console and Balcony)
(1)	PT2 Camera for streaming video



Ritsche Auditorium Specifications

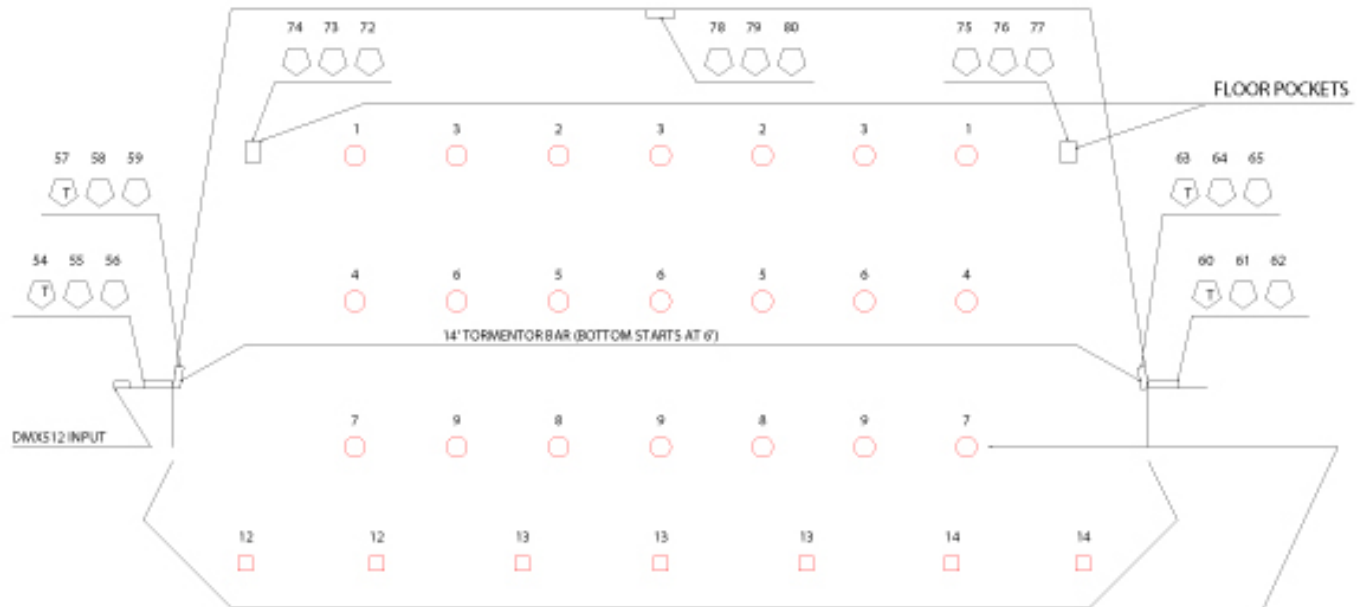
Auditorium Layout



## Ritsche Auditorium Specifications

### Lighting Plot

RITSCHIE AUDITORIUM LIGHTING PLOT  
 ST. CLOUD STATE UNIVERSITY  
 4/02/01



- PERMENANT RECESSED PAR 38 250 WATT
- PERMENANT 45° BEAM W/BARN DOORS 500 WATT
- ⊕ TWIST LOCK DIMMER CIRCUIT
- ⊖ INDICATES TOP OUTLET



REFER TO SPEC SHEET FOR SPECIFIC EQUIPMENT INFORMATION  
 HOUSE LIGHT DIMMERS ARE #15 THRU #33

