



**2011-12 SCHEDULE/
RESULTS**

Oct. 1	Univ. of Toronto (exh)&	W, 7-2
Oct. 7	ALABAMA-HUNTSVILLE	W, 7-1
Oct. 8	ALABAMA-HUNTSVILLE	W, 4-0
Oct. 14	@ #11 Union	T, 2-2
Oct. 15	@ #11 Union	T, 3-3
Oct. 21	@ Alaska*	W, 4-1
Oct. 22	@ Alaska*	T, 2-2, SOW
Oct. 28	#14 NORTHERN MICHIGAN*	W, 4-2
Oct. 29	#14 NORTHERN MICHIGAN*W, 3-2, OT	
Nov. 4	@ #3 Michigan*	W, 3-2
Nov. 5	@ #3 Michigan*	L, 2-5
Nov. 11	MICHIGAN STATE*	L, 2-3
Nov. 12	MICHIGAN STATE*	L, 2-4
Nov. 15	@ #4/4 Notre Dame*	L, 2-3
Nov. 22	#2/3 NOTRE DAME*	T, 2-2 SOW
Dec. 2	@ #6 Ferris State*	W, 4-2
Dec. 3	#6 FERRIS STATE*	W, 3-0
Dec. 9	@ Bowling Green*	T, 3-3 SOW
Dec. 10	BOWLING GREEN*	W, 6-1
Dec. 29	@ St. Cloud State	8 p.m.
Dec. 30	@ St. Cloud State	8 p.m.
Jan. 6	#1 MINNESOTA-DULUTH	7:30 p.m.
Jan. 7	#1 MINNESOTA-DULUTH	7 p.m.
Jan. 13	@ #7 Notre Dame*	7 p.m.
Jan. 14	#7 NOTRE DAME*	7 p.m.
Jan. 20	@ Miami*	7:30 p.m.
Jan. 21	@ Miami*	7 p.m.
Jan. 27	BOWLING GREEN*	7 p.m.
Jan. 28	@ Bowling Green*	7 p.m.
Feb. 3	ALASKA*	7 p.m.
Feb. 4	ALASKA*	7 p.m.
Feb. 10	#4 OHIO STATE*	7 p.m.
Feb. 11	#4 OHIO STATE*	7 p.m.
Feb. 17	@ #15 Lake Superior*	7 p.m.
Feb. 18	@ #15 Lake Superior*	7 p.m.
Feb. 24	#9/10 FERRIS STATE*	7 p.m.
Feb. 25	@ #9/10 Ferris State*	7 p.m.
Mar. 2-4	CCHA 1st Round @ Campus Sites	
Mar. 9-11	CCHA 2nd Round @ Campus Sites	
Mar. 16-17	CCHA Semifinals/Finals @ JLA	

* CCHA contests
& L.C. Walker Arena, Muskegon
Home contests in caps
All times are Eastern
USCHO.com/USA Today Polls

**BROADCAST
INFORMATION**

Radio • Robin Hook is behind the mic on WKZO 96.5FM and at www.wkzo.com

TV • Friday: None, Saturday: Bronco Insider web stream.

**BRONCO HOCKEY
WESTERN MICHIGAN UNIVERSITY**

4 NCAA TOURNAMENTS ▼ 1 CCHA CHAMPIONSHIP

9 ALL-AMERICANS ▼ 3 HOBEY BAKER FINALISTS



#8 WESTERN MICHIGAN (9-4-5) vs. ST. CLOUD STATE (7-9-4)
Thursday, December 29, 8:05 p.m. • St. Cloud, Minn. • The National Hockey Center
Friday, December 30, 8:05 p.m. • St. Cloud, Minn. • The National Hockey Center



THIS WEEK

Western Michigan travels up to St. Cloud, Minn., for a non-conference match up with future National Hockey Conference opponents St. Cloud State. Both Thursday and Friday games are at 8:05 p.m.

LAST TIME OUT

Western Michigan extended its unbeaten streak to five games with a shootout win and a win over Bowling Green on Dec. 9 and 10. The Broncos did not hold on to a two-goal lead in the third period on Dec. 9. The Falcons netted two goals in the final four minutes to tie the game at 3-3. The game was then decided in a shootout with the Broncos winning on a goal by Kyle O'Kane.

The next night the Broncos exploded for six goals, including Dane Walter's first career hat trick. WMU also picked up goals from Dan DeKeyser, Justin Kovacs and Trevor Elias. Frank Slubowski made 17 saves and surrendered just one goal to pick up his sixth win.

SERIES HISTORY

None. The two game series will mark the first ever meeting between the future conference members.

SCOUTING THE HUSKIES

St. Cloud State (7-9-4) recently ended a six game winless streak with a 5-1 drubbing of Denver on Dec. 17. Prior to their win the Huskies were 0-4-2 and currently sit tied for seventh place in the Western College Hockey Association. Despite the struggles, St. Cloud does have wins over Wisconsin, Minnesota, North Dakota and Denver.

St. Cloud's struggles have definitely not been on the offensive end as they rank 18th in the nation averaging 3.2 goals per game. The Huskie offense is led by junior Ben Hanowski and his 22 points. Hanowski, a 6-foot-2 forward and third round draft pick of the Pittsburgh Penguins, leads the team in goals scored with 12 and is tied with three other Huskies for the team lead in assists with 10. Seniors Travis Novak and Jared Festler are right behind Hanowski with 16 and 15 points respectively, while sophomore Cam Reid, a Nashville Predators draft pick, also have 15 points on six goals and nine assists. Detroit Red Wings draft pick Nick Jensen is the top offensive threat from the blue line. Jensen, who recently netted a hat trick in SCSU's 5-1 win over Denver, has four goals and 10 assists on the season for 14 points.

The Huskie defense ranks 42nd nationally, surrendering 3.10 goals per game so far this season. Ryan Faragher has seen most of the action in net for St. Cloud. The Fort Frances, Ontario native has started in 15 of the Huskies 20 games with a 5-7-3 record. Faragher has a .907 save percentage with a 2.91 goals against average, while junior Mike Lee has appeared in five games with a 2-2-1 record. Lee, a Phoenix Coyotes draft pick, has a .896 save percentage and a 3.34 goals against average.

Broncos vs. St. Cloud

Player	GP	G-A-P
	None	

**Lines From Previous Game
• 6-1 W, vs BGSU (12/10)**

LW	C	RW
24	16	23
21	26	14
22	10	9
29	17	19
LD	RD	G
5	28	33
4	7	1
15	11	35

• Starters in bold





St. Cloud is 14-for-74 (18.9 percent) on the power play this season with 10 different Huskies have tallied with the man advantage. Hanowski, Novak, Reid and Jensen each have two power play goals so far this season and are each tied for the team lead. The penalty kill has struggled and ranks 53rd in the nation, killing off just 73.8 percent of its chances.

HOMECOMING, SORT OF

The trip to St. Cloud will be a homecoming of sorts for two Broncos. Junior winger Dane Walters and assistant coach Pat Ferschweiler both hail from the Land of 1,000 Lakes. Walters, who leads the Broncos with 17 points so far this season, is a native of St. Paul, Minn., just 40 minutes south from St. Cloud. Ferschweiler originated from Rochester, which is located approximately three hours southeast.

FOUR FOR WALTERS

Dane Walters tallied his first career hat trick in WMU's 6-1 win over Bowling Green on Dec. 10. The hat trick was the first by a Bronco since Derek Roehl lit the lamp three times on Feb. 6, 2010 against Notre Dame. Walters also tallied an assist for his first career four point game. It was the first four point game for the Brown and Gold since last season on Nov. 26, when senior Max Campbell tallied a goal and three assists in a 5-2 win over Miami.

A GLIMPSE INTO THE FUTURE

Six of WMU's next eight games will be played against future National Collegiate Hockey Conference members St. Cloud State, Minnesota-Duluth and Miami. WMU travels to St. Cloud and Miami but hosts the defending national champion Bulldogs. The NCHC, or "The National", will feature Western Michigan, St. Cloud State, Minnesota-Duluth, Miami, Colorado College, Denver, North Dakota and Nebraska-Omaha.

AT THE HALF - HOW THE 2011-12 TEAM STACKS UP TO THE 2010-11 TEAM

- The Broncos have seen several improvements from the 2010-11 season to this season. Through 18 games WMU has one more win and two fewer losses in their overall record. The Broncos had a 4-5-3 conference record last season going into the winter break and this year have a 7-5-3 record.
- Two glaring differences are in the offensive and defensive outputs. The 2010-11 team was averaging 2.6 goals per game and giving up the same amount. This season the Broncos have increased their offensive output to 3.2 goals per game and decreasing their goals against at just 2.1.
- Through 18 games last season WMU's leading scorer was Max Campbell with 17 points on eight goals and nine assists. This season's leading scorer, Dane Walters, also has 17 but on nine goals and eight assists. Last season at this point Walters was tied for eighth on the team in scoring with just six points. Chase Balisy was second on the team last season with 13 points at the break and is tied with Walters this season for the team-lead with 17 on four goals and 13 assists. Balisy has one less goal than he did at last year's break but has five more assists.
- Junior defenseman Matt Tennyson is having a slightly better season than he did last year through the first 18 games. He was the top scoring defenseman at the break with 10 points on five goals and five assists. He has 11 points this season on five goals and six assists but has also seen a big jump in his plus/minus. Last year he was -1 at this point but has worked his way to a +3 rating so far this year.

MEDIA RELATIONS

Hockey Contact: Adam Bodnar
 Office phone: (269) 387-4122
 Mobile: (269) 760-5133
 Fax: (269) 387-4139
 Email: adam.e.bodnar@wmich.edu

THE LAST TIME ...

- Defeated a ranked opponent at home:**
WMU: No. 6 Ferris State, 3-0, Dec. 3, 2011
- Defeated a ranked opponent on the road:**
WMU: No. 6 Ferris State (4-2), Dec. 2, 2011
- Series sweep:**
WMU: Ferris State (4-2, 3-0), Dec. 2-3, 2011 (home-and-home)
Opponent: Michigan State (2-3, 2-4), Nov. 11-12, 2011
- Shutout:**
WMU: vs Ferris State (3-0), Dec. 3, 2011 (Slubowski in net)
Opponent: Alaska (0-4), March. 5, 2010
- Four-point game:**
WMU: Dane Walters (3-1-4), vs. Bowling Green, Dec. 10, 2011
Opponent: Carl Hagelin (2-2-4) @ Michigan, Jan. 9, 2010
- Five-point game:**
WMU: Jeff Campbell (2-3-5) vs. Nebraska-Omaha, Nov. 1, 2002
Opponent: Derek Nesbitt (3-2-5), Ferris State, March 5, 2005
Jeff Legue (2-3-5), Ferris State, March 5, 2005
- Six-point game:**
WMU: David Gove (2-4-6), vs. Lake Superior State, Oct. 28, 2000
- Hat trick:**
WMU: Dane Walters (3-1-4), vs. Bowling Green, Dec. 10, 2011
Opponent: Jeremy Welsh (3-0-3), @ Union, Oct. 15, 2011
- Overtime goal:**
WMU: Ian Slater vs. Northern Michigan (0:28), Oct. 29, 2011
Opponent: Jason Zucker, vs. Denver (11:14, 2OT), March 26, 2011
- Penalty shot attempt:**
WMU: Cam Watson @ Alabama-Huntsville (Cameron Talbot), Oct. 23, 2009
Opponent: T.J. Tynan @ Notre Dame (Jerry Kuhn), Feb. 26, 2011
- Successful penalty shot:**
WMU: Cam Watson @ Alabama-Huntsville (Cameron Talbot), Oct. 23, 2009
Opponent: Brennan Vargas @ Bowling Green (Riley Gill), Jan. 22, 2010
- Extra-attacker goal:**
WMU: Matt Tennyson @ Ferris State (Delayed penalty) 12:18, 3rd, (4-2 W) Dec. 2, 2011
Opponent: Bobby Shea @ Bowling Green (extra-attacker) 19:03, 3rd (3-3 T) Dec. 9, 2011
- 50+ shots on goal:**
WMU: vs. Canisius (3-2 W OT), Oct. 9, 2010
Opponent: Notre Dame, 55, (4-1 W), Feb. 6, 2010

STREAKS

Goals	Gms.	Pts.	Points.....	Gms.....	Pts.
Trevor Elias	2	2-0-2	Dane Walters	3	5-2-7
			Chase Balisy	3	0-4-4
Assists			Wins		
Chase Balisy	3	0-4-4			



2011-12 WESTERN MICHIGAN HOCKEY TEAM

#	Name	Yr	Pos	Height	Weight	S/C	Age	Hometown / Last Team
1	Frank Slubowski	FR	G	5-10	195	L	20	Prince Rupert, British Columbia / Alberni Valley (BCHL)
2	Mike Leone	JR	F	5-10	180	L	23	Dearborn Heights, Michigan / Adrian (DIII)
4	Garrett Haar (WSH)	FR	D	6-0	190	L	18	Huntington Beach, California / Fargo (USHL)
5	Danny DeKeyser	SO	LD	6-3	186	L	21	Clay Township, Michigan / Sioux City (USHL)
6	Matt Stewart	FR	D	6-0	176	R	20	Brighton, Michigan / Green Bay (USHL)
7	Matt Tennyson	JR	D	6-2	212	R	21	Pleasanton, California / Cedar Rapids (USHL)
8	Robert Francis	FR	F	5-8	160	L	20	San Diego, California / Green Bay (USHL)
9	Brett Beebe	JR	F	5-11	190	R	21	Redondo Beach, California / Chicago (USHL)
10	J.J. Crew	SR	F	5-9	160	R	22	Placentia, California / Lincoln (USHL)
11	Dennis Brown	SO	F	5-11	176	R	22	Cypress, California / Omaha (USHL)
12	Ben Miller	JR	F	6-0	194	R	22	Oakland Township, Michigan / Waterloo (USHL)
14	Ian Slater	SR	F	5-11	192	R	23	Satellite Beach, Florida / Cedar Rapids (USHL)
15	Jordan Oesterle	FR	D	5-11	172	L	19	Dearborn Heights, Michigan / Sioux Falls (USHL)
16	Chase Balisy (NSH)	SO	F	6-0	171	L	19	Rancho Santa Margarita, California / USNTDP U-18 (USHL)
17	Justin Kovacs	FR	F	5-10	193	L	19	Grosse Point Woods, Michigan / Cedar Rapids (USHL)
18	David Killip	FR	F	5-9	176	L	20	Kelowna, British Columbia / Salmon Arm (BCHL)
19	Kyle O'Kane	SR	F	5-9	170	R	24	St. Louis, Missouri / St. Louis (NAHL)
20	Alex Carpenter	FR	F	5-8	164	L	20	Portage, Michigan / Tri-City (USHL)
21	Trevor Elias	JR	F	5-11	158	L	23	Calgary, Alberta / Langley (AJHL)
22	Derek Roehl	SR	F	5-11	185	R	23	Clinton Township, Michigan / Ohio (USHL)
23	Dane Walters	JR	F	6-0	184	R	22	St. Paul, Minnesota / Sioux Falls (USHL)
24	Shane Berschbach	SO	F	5-9	152	L	20	Clawson, Michigan / Indiana Ice (USHL)
25	Mike Cichy (MON)	JR	F	5-11	184	L	21	New Hartford, Connecticut / North Dakota (WCHA)
26	Greg Squires	SR	F	5-8	180	R	23	White Plaines, New York / Indiana (USHL)
27	Ben Warda	JR	F	5-9	160	L	24	Lake Orion, Michigan / Michigan State (CCHA)
28	Luke Witkowski (TBL)	JR	D	6-2	201	R	21	Holland, Michigan / Fargo (USHL)
29	Will Kessel	FR	F	6-2	207	L	19	Bloomfield Hills, Michigan / Green Bay (USHL)
33	Nick Pisellini	JR	G	6-1	174	L	21	Itasca, Illinois / Quinnipiac (ECAC)
35	Kris Moore	FR	G	6-0	215	L	21	Calgary, Alberta / Salmon Arm (BCHL)

Head Coach: Andy Murray

Assistant Coach: Pat Ferschweiler

Assistant Coach: Rob Facca

Assistant Coach: Spiros Anastas

Equipment Coordinator: Dion Van Atter

Athletic Trainer: Brian Bauer

Strength & Conditioning Coach: Tim Herrmann

PRONUNCIATION KEY

Roehl: Rail

Elias: EE-ly-us

Tennyson: TEN-ee-sehn

Haar: Har

Oesterle: Oh-ster-lee

Ferschweiler: Fursh-why-ler





AWARDS/STARS OF THE GAME

PERANI CUP STARS OF THE GAME (CCHA Only)

- Chase Balisy - 3rd Star @ UofM (11/5)
- Shane Berschbach - 2nd Star @ ND(11/15)
- 3rd Star vs FSU (12/3)
- Dennis Brown - 3rd Star vs MSU (11/11)
- 2nd Star vs ND (11/22)
- J.J. Crew - 3rd Star vs ND (11/22)
- Trevor Elias - 2nd Star vs NMU (10/28)
- 2nd Star @ FSU (12/2)
- Garrett Haar - 3rd Star @ UAF (10/22)
- David Killip - 2nd Star @ UAF (10/21)
- Jordan Oesterle - 3rd Star @ UAF (10/21)
- Nick Pisellini - 1st Star @ UofM (11/4)
- Derek Roehl - 1st Star @ UAF (10/21)
- 1st Star @ UAF (10/22)
- 3rd Star vs MSU (11/12)
- 2nd Star @ BG (12/9)
- Ian Slater - 1st Star vs NMU (10/29)
- Frank Slubowski - 2nd Star vs NMU (10/29)
- 1st Star vs ND (11/22)
- 2nd Star vs FSU (12/3)
- Matt Tennyson - 1st Star @ FSU (12/2)
- Dane Walters - 1st Star vs NMU (10/28)
- 2nd Star @ UofM (11/4)
- 1st Star vs FSU (12/3)

CCHA OFFENSIVE PLAYER OF THE WEEK

- Dane Walters (12/12/2011)

GONGSHOW ROOKIE OF THE WEEK

- Garrett Haar (10/24/2011)

CCHA DEFENSEMAN OF THE WEEK

- Matt Tennyson (10/10/2011)
- Matt Tennyson (12/5/2011)



CCHA GOALIE OF THE WEEK

INCH NATIONAL PLAYER OF THE WEEK



- Dane Walters (12/13/2011)

THE RANKINGS

National

		
Scoring Offense	17 (3.28)	18 (3.20)
Scoring Defense	T-7 (2.11)	42 (3.10)
Power Play	T-35 (13/75, 17.3%)	29 (14/74, 18.9%)
Penalty Kill	7 (62/70, 88.6%)	53 (59/80, 73.8%)
Penalty Minutes	47 (11.6)	32 (13.6)

Conference

		
Scoring Offense	4 (3.00)	6 (3.07)
Scoring Defense	T-1 (2.29)	4 (2.93)
Power Play	6 (9/58, 15.5%)	12 (8/52, 15.4%)
Penalty Kill	3 (45/51, 88.2%)	T-10 (43/58, 74.1%)
Penalty Minutes	9 (11.4)	6 (14.5)

USCHO.com Poll (12/19)

- 1) Minnesota-Duluth
- 2) Minnesota
- 3) Boston College
- 4) Ohio State
- 5) Notre Dame
- 6) Colorado College
- 7) Merrimack
- 8) Western Michigan**
- 9) Boston University
- 10) Union
- 11) Ferris State
- 12) Colgate
- 13) Cornell
- 14) Michigan State
- 15) Denver
- 16) Lake Superior
- 17) Massachusetts-Lowell
- 18) North Dakota
- 19) Yale
- 20) Michigan

USA Today/USA Hockey Magazine Poll

- 1) Minnesota-Duluth
- 2) Minnesota
- 3) Boston College
- 4) Ohio State
- 5) Colorado College
- 6) Notre Dame
- 7) Merrimack
- 8) Western Michigan**
- 9) Boston University
- 10) Union
- 11) Colgate
- 12) Ferris State
- 13) Cornell
- 14) Michigan State
- 15) Denver

Career Benchmarks

First Collegiate Game

- David Killip vs UAH 10/7/2011
- Justin Kovacs vs UAH 10/7/2011
- Garrett Haar vs UAH 10/7/2011
- Jordan Oesterle vs UAH 10/7/2011
- Robert Francis vs UAH 10/7/2011
- Will Kessel vs UAH 10/7/2011
- Frank Slubowski vs UAH 10/7/2011
- Matt Stewart vs UAF 10/22/2011

First Collegiate Point

- Brett Beebe (assist) vs UAH 10/7/2011
- David Killip (goal) vs UAH 10/7/2011
- Justin Kovacs (assist) vs UAH 10/7/2011
- Garrett Haar (assist) vs UAH 10/8/2011
- Jordan Oesterle (assist) vs Alaska 10/21/2011
- Robert Francis (assist) vs Alaska 10/21/2011
- Will Kessel (goal) vs Alaska 10/21/2011

First Collegiate Goal

- David Killip vs UAH 10/7/2011
- Will Kessel vs UAF 10/21/2011
- Brett Beebe vs NMU 10/29/2011
- Jordan Oesterle @ FSU 12/2/2011
- Justin Kovacs vs Bowling Green 12/10/2011

Western Michigan's Record

When...

At home.....	6-2-1
On the road.....	3-2-4
Neutral site.....	0-0-0
in CCHA play.....	7-4-3-3
at home.....	4-2-1-1
on the road.....	3-2-2-2
Leading after one.....	6-0-2
Trailing after one.....	1-3-1
Tied after one.....	2-0-2
Leading after two.....	6-0-3
Trailing after two.....	1-2-1
Tied after two.....	2-2-1
Overtime.....	1-0-5
Shootouts.....	3-0
Scoring first.....	7-1-2
Opponent scores first.....	2-3-3
Outshooting opponent.....	8-4-2
Outshot by opponent.....	1-0-3
Shots are tied.....	0-0-0
Scoring on the power play.....	6-1-2
Scoreless on the power play.....	3-3-3
Opp. scores on power play.....	2-3-1
Opp. scoreless on power play.....	7-1-4
One-goal games.....	2-2-0
Two-goal games.....	2-1-0
Game decided by 3+ goals.....	5-1-0
vs. ranked opponents.....	5-2-3
at home.....	3-0-1
on the road.....	2-2-2
vs. Atlantic Hockey.....	0-0-0
vs. ECAC.....	0-0-2
vs. Hockey East.....	0-0-0
vs. WCHA.....	0-0-0
October.....	5-0-3
November.....	1-4-1
December.....	3-0-1
January.....	0-0-0
February.....	0-0-0
March.....	0-0-0
Tuesday.....	0-1-1
Thursday.....	0-0-0
Friday.....	5-1-2
Saturday.....	4-3-2
19 or fewer shots on goal.....	0-0-1
20-29 shots.....	4-2-3
30-39 shots.....	3-1-1
40+ shots.....	2-1-0
Allowing 19 or fewer shots.....	5-1-1
Allowing 20-29 shots.....	3-3-0
Allowing 30-39 shots.....	1-0-4
Allowing 40+ shots.....	0-0-0
Scoring one goal.....	0-0-0
Scoring two goals.....	0-4-3
Scoring three goals.....	3-0-2
Scoring four goals.....	4-0-0
Scoring 5+ goals.....	2-0-0
Allowing one goal.....	3-0-0
Allowing two goals.....	4-0-3
Allowing three goals.....	0-2-2
Allowing four goals.....	0-1-0
Allowing 5+ goals.....	0-1-0
Last five games.....	3-0-2
Last 10 games.....	4-4-2



**#1 • Frank Slubowski • Fr. • G**

Saves - 32 @ Alaska, 10/22/2011
Shots Faced - 34 @ Alaska, 10/22/2011

Appeared in nine games and starting in nine... made collegiate debut vs Alabama-Huntsville, making 10 saves and registering his first collegiate shutout and first career win (10/8) ... made a career-high 32 saves in 2-2 tie at Alaska (10/22) ... made 12 saves in 4-2 win over Northern Michigan for second win of the season (10/28) ... needed just 13 saves to pick up third win of the season in 3-2 overtime win against Northern Michigan (10/29) ... made 28 saves in 2-2 tie with Notre Dame, making two saves to earn shootout win (11/22) ... made 23 saves in 4-2 win at No. 6 Ferris State (12/2) ... earned fifth win of the season and second career shutout by making 25 saves in 3-0 win over No. 6 Ferris State (12/3) ... made 17 saves and allowed just one goal to earn sixth win of the season over Bowling Green (12/10).

#2 • Mike Leone • Rjr. • D**CAREER HIGHS (WMU)**

Goals - 1 vs multiple opponents (x6)
Assists - 2, twice, last time at Michigan, 2/19/2011
Points - 2, twice, last time vs. Michigan, 3/18/2011
Shots - 4 at Lake Superior State, 1/21/2011
Plus/Minus - +2, twice, last time vs Michigan 3/18/2011

#4 • Garrett Haar • Fr. • D**CAREER HIGHS**

Goals - 1 @ Alaska, 10/22/2011
Assists - 1 vs. multiple opponents
Points - 2 @ Alaska, 10/22/2011
Shots - 3 x2, last time at Alaska, 10/21/2011
Plus/Minus - +3 vs Alabama-Huntsville, 10/7/2011

Appeared in 18 games ... made collegiate debut vs Alabama-Huntsville, registering a +3 and taking three shots on goal (10/7) ... tallied first career point, an assist, in 4-0 win over Alabama-Huntsville (10/8) ... netted first collegiate goal and first two-point game with a goal and an assist in 2-2 tie at Alaska (10/22) ... Named Gongshow Gear CCHA Rookie of the Week for performance against Alaska (10/24) ... assisted on the game-winning goal in 3-2 overtime win over Northern Michigan (10/29) ... tallied fourth assist of the season against Michigan State (11/12) ... tallied fifth assist of the season in 6-1 win over Bowling Green (12/10).

#5 • Danny DeKeyser • Fr. • D**CAREER HIGHS**

Goals - 1 vs. multiple opponents (x6)
Assists - 1 vs. multiple opponents (x12)
Points - 2 vs. Ferris State 3/12/2011
Shots - 7 @ Northern Michigan, 1/29/2011
Plus/Minus - +2 vs multiple opponents (x5)

Appeared in 18 games ... netted first goal of the season in 7-1 win over Alabama-Huntsville (10/7) ... tallied first assist of the season in 4-0 win over Alabama-Huntsville (10/8) ... netted second goal of the season in 3-3 tie at Union (10/15) ... tallied assists in 4-1 win at Alaska and 4-2 win over Northern Michigan (10/28) ... tallied fourth assist of the season at Michigan (11/5) ... fired off a season-high four shots in 2-2 tie with Notre Dame (11/22) ... netted third goal of the season in 6-1 win over Bowling Green (12/10).

#6 • Matt Stewart • Fr. • D**CAREER HIGHS**

Goals - n/a
Assists - n/a
Points - n/a
Shots - n/a
Plus/Minus - n/a

Appeared in two games ... made collegiate and season debut in 2-2 tie at Alaska (10/22).

#7 • Matt Tennyson • Jr. • D**CAREER HIGHS**

Goals - 2 x3, last vs Ferris State, 12/2/2011
Assists - 2 vs. Bowling Green, 12/10/2011
Points - 2 x3, last vs Ferris State, 12/2/2011
Shots - 8 vs Ferris State, 12/2/2011
Plus/Minus - +3 vs. multiple opponents

Appeared in 18 games ... netted two goals in first game of the season in 7-1 win over Alabama-Huntsville and finished +3 (10/7) ... tallied first assist of the season in 4-0 win over Alabama-Huntsville (10/8) was named CCHA Defenseman of the Week for performance in sweep of Alabama-Huntsville (10/10) ... tallied two assists in series sweep of Northern Michigan (10/28-29) ... netted third goal of the season against Michigan State (11/11) ... netted two goals, including the game-winner, in 4-2 win at No. 6 Ferris State (12/2) ... tallied fourth assist of the season and finished +1 in 3-0 shutout win of No. 6 Ferris State (12/3) ... named CCHA Defenseman of the Week for the second time this season after performance in sweep over Ferris State (12/5) ... registered a career-high two assists in 6-1 win over Bowling Green (12/10).

#8 • Robert Francis • Fr. • F**CAREER HIGHS**

Goals - n/a
Assists - 1 at Alaska, 10/21/2011
Points - 1 at Alaska, 10/21/2011
Shots - 3 x2 last time vs Northern Michigan, 10/28/2011
Plus/Minus - +1 at Alaska, 10/21/2011

Appeared in 12 games ... made collegiate debut vs Alabama-Huntsville (10/7) ... tallied first career assist in 4-1 win at Alaska (10/21).

#9 • Brett Beebe • Jr. • F**CAREER HIGHS**

Goals - 1 x3, last vs Bowling Green, 12/10/2011
Assists - 1 vs multiple opponents
Points - 1 vs multiple opponents
Shots - 5 @ Mercyhurst 10/16/2010
Plus/Minus - 1 vs multiple opponents

Appeared in 12 games ... registered first collegiate point, an assist, in 7-1 win over Alabama-Huntsville (10/7) ... netted first collegiate goal in 3-2 win overtime win over Northern Michigan (10/29) ... netted second goal of the season in 3-2 win at Michigan (11/4) ... tallied second assist of the season against Michigan State (11/12) ... tallied fourth assist of the season in 4-2 win at No. 6 Ferris State (12/2) ... netted third goal of the season in 3-3 tie at Bowling Green (12/9).

#10 • J.J. Crew • Sr. • F**CAREER HIGHS**

Goals - 3 vs. Mercyhurst, 10/16/2009
Assists - 2 vs. multiple opponents
Points - 3 vs. multiple opponents
Shots - 7 @ Bowling Green, 1/22/2010
Plus/Minus - +3 vs. Bowling Green 2/25/2009

Appeared in 15 games ... made season debut in 4-0 win over Alabama-Huntsville (10/8) ... tallied an assist in 3-2 win over Northern Michigan (10/29) ... tallied two assists in series against Michigan State (11/11-12) ... netted first goal of the season in 2-2 tie with Notre Dame (11/22) ... finished a season-high +2 in 4-2 win at Ferris State (12/3) ... netted second goal of the season in 3-3 tie at Bowling Green (12/9).

#11 • Dennis Brown • So. • D**CAREER HIGHS**

Goals - 1 x3, last vs Notre Dame, 11/22/2011
Assists - 2 at Michigan, 11/4/2011
Points - 1 vs. multiple opponents
Shots - 3 vs. multiple opponents
Plus/Minus - +3 vs. Canisius 10/9/2010

Appeared in 17 games ... tallied first assist of the season in 7-1 win over Alabama-Huntsville (10/7) ... tallied two assists in week-end series at Union (10/14-15) ... tallied two assists in 3-2 win at Michigan (11/4) ... netted a goal and an assist against Michigan State (11/11) ... netted second goal of the season in 2-2 tie against Notre Dame, also scoring in the shootout to help WMU earn the extra point (11/22) ... assisted on the game-winning goal in 4-2 win at No. 6 Ferris State (12/2) ... tallied in an assist in 6-1 win over Bowling Green (12/10).

#12 • Ben Miller • Jr. • F**CAREER HIGHS**

Goals - n/a
Assists - 1 vs. multiple opponents
Points - 1 vs. multiple opponents
Shots - 2 vs. Mercyhurst, 10/16/2009
Plus/Minus - +1 vs. Mercyhurst, 10/16/2009

#14 • Ian Slater (C) • Sr. • F**CAREER HIGHS**

Goals - 2 vs. Miami, 11/26/2010
Assists - 2 at Lake Superior, 1/22/2011
Points - 2 vs. multiple opponents (x3)
Shots - 4 vs. multiple opponents
Plus/Minus - +2 vs. multiple opponents

Appeared in 18 games ... tallied first assist of the season in 7-1 win over Alabama-Huntsville (10/7) ... tallied two assists in win and tie at Alaska (10/21-22) ... netted the game-winning goal in overtime and also had an assist in 3-2 win over Northern Michigan (10/29) ... netted a goal in 3-2 win at Michigan (11/4) ... netted third goal of the season at Notre Dame (11/15) ... tallied fifth assist of the season in 2-2 tie and shootout win with Notre Dame (11/22) ... tallied sixth assist of the season in 4-2 win at Ferris State (12/2) ... registered seventh assist of the season in 6-1 win over Bowling Green (12/10).

#15 • Jordan Oesterle • Fr. • D**CAREER HIGHS**

Goals - 1 @ Ferris State, 12/2/2011
Assists - 1 vs multiple opponents
Points - 1 x2, last time at Alaska, 10/22/2011
Shots - 2 x2, last time at Alaska, 10/21/2011
Plus/Minus - +2 vs Alabama-Huntsville 10/7/2011

Appeared in 18 games ... made collegiate and season debut in 7-1 win over Alabama-Huntsville (10/7) ... registered first career point, an assist, in 4-1 win at Alaska (10/21) ... tallied second assist of the season in 2-2 tie at Alaska (10/22) ... tallied third assist of the season against Michigan State (11/11) ... netted first collegiate goal in 4-2 win at No. 6 Ferris State (12/2) ... tallied fourth assist of the season in 6-1 win over Bowling Green (12/10).



**#16 • Chase Balisy • So. • F****CAREER HIGHS**

Goals - 2 vs. Notre Dame 10/30/2010
 Assists - 3 vs. Alabama-Huntsville, 10/7/2011
 Points - 3 twice, last time vs. Northern Michigan, 1/29/2011
 Shots - 4 vs. multiple opponents (x4)
 Plus/Minus - +3 vs multiple opponents (x3)

Appeared in 18 games ... tallied a career-high three assists in 7-1 win over Alabama-Huntsville (10/7) ... netted the game-winning goal and an assist in 4-0 win over Alabama-Huntsville (10/8) ... netted the game-tying goal and tallied an assist in 3-3 tie at Union (10/15) ... netted third goal of the season in 2-2 tie at Alaska (10/22) ... tallied sixth assist of the season in 4-2 win over Northern Michigan (10/28) ... tallied two assists in 3-2 win at Michigan (11/4) ... netted fourth goal of the season at Michigan (11/5) ... tallied ninth assist of the season at Notre Dame (11/15) ... netted the shootout-winning goal in 2-2 tie and shootout win over Notre Dame (11/22) ... tallied 10th assist of the season in 3-0 shutout win over No. 6 Ferris State (12/2) ... tallied an assist in 3-3 tie at Bowling Green and two assists in 6-1 win over Bowling Green (12/9-10)

#17 • Justin Kovacs • Fr. • F**CAREER HIGHS**

Goals - n/a
 Assists - 1 x3, last vs Ferris State, 12/3/2011
 Points - 1 x3, last vs Ferris State, 12/3/2011
 Shots - 3 at Alaska, 10/21/2011
 Plus/Minus - n/a

Appeared in 10 games ... made collegiate debut and registered first career point, an assist, in 7-1 win over Alabama-Huntsville (10/7) ... tallied second assist of the season against Michigan State (11/12) ... assisted on the game-winning goal in 3-0 shutout win over No. 6 Ferris State (12/2) ... netted first collegiate goal in 6-1 win over Bowling Green (12/10).

#18 • David Killip • Fr. • F**CAREER HIGHS**

Goals - 1 vs. Alabama-Huntsville, 10/7/2011
 Assists - 1 x3, last time at Alaska 10/21/2011
 Points - 2 at Alaska, 10/21/2011
 Shots - 2 vs. Northern Michigan, 10/29/2011
 Plus/Minus - +1 vs. multiple opponents

Appeared in 12 games ... made collegiate debut and registered first career point, a goal, in 7-1 win over Alabama-Huntsville (10/7) ... tallied two assists in series at Union (10/15-16) ... tallied a goal and an assist for first career two-point game in 4-1 win at Alaska (10/21).

#19 • Kyle O'Kane • Sr. • F**CAREER HIGHS**

Goals - 1 vs. multiple opponents
 Assists - 2 vs. multiple opponents
 Points - 3 vs. Bowling Green 2/25/2009
 Shots - 6 vs. Canisius 10/9/2010
 Plus/Minus - +2 vs. multiple opponents

Appeared in 10 games ... made season debut and netted first goal of the season in 4-0 win over Alabama-Huntsville (10/8) ... netted second goal of the season against Michigan State (11/12) ... tallied first assist of the season at Notre Dame (11/15) ... assisted on the game-winning goal in 3-0 shutout win over No. 6 Ferris State (12/2).

#20 • Alex Carpenter • Fr. • F**CAREER HIGHS**

Goals - n/a
 Assists - n/a
 Points - n/a
 Shots - n/a
 Plus/Minus - n/a

#21 • Trevor Elias • Jr. • F**CAREER HIGHS**

Goals - 2 x2, last time vs Northern Michigan (10/28)
 Assists - 1 vs. multiple opponents
 Points - 2 vs. Michigan State 11/6/2010
 Shots - 7 vs. Canisius 10/8/2010
 Plus/Minus - +3 vs. Miami, 11/26/2010

Appeared in 18 games ... netted first goal of the season in 4-0 win over Alabama-Huntsville (10/8) ... netted two goals in 4-2 win over Northern Michigan (10/28) ... netted a goal in 3-2 overtime win over Northern Michigan (10/29) ... tallied an assist in 3-2 win at Michigan (11/4) ... picked up second assist of the season in 2-2 tie and shootout win over Notre Dame (11/22) ... tallied assist and finished +2 in 4-2 win at No. 6 Ferris State (12/2) ... netted a goal in a 3-3 tie with Bowling Green and in a 6-1 win over Bowling Green, tying his career-best for goals in a season at six (12/9-10).

#22 • Derek Roehl • Sr. • F**CAREER HIGHS**

Goals - 3 vs. Notre Dame 2/8/2010
 Assists - 2 vs. multiple opponents
 Points - 4 vs. Notre Dame 2/8/2010
 Shots - 7 vs. multiple opponents
 Plus/Minus - +2 vs. Alaska 12/20/2008

Appeared in 17 games ... made season debut and tallied his first assist of the season in 4-0 win over Alabama-Huntsville (10/8) ... tallied an assist and netted the game-winning goal in 4-1 win at Alaska (10/21) ... netted second goal of the season at Michigan (11/4) ... netted third goal of the season against Michigan State (11/12) ... netted fourth goal of the season in 4-2 win at No. 6 Ferris State (12/2) ... tallied two assists in 3-3 tie at Bowling Green (12/9).

#23 • Dane Walters • Jr. • F**CAREER HIGHS**

Goals - 2 x3, last time vs Ferris State, 12/3/2011
 Assists - 2 twice, last time vs Ferris State, 3/13/2011
 Points - 3 vs. Northern Michigan, 10/28/2011
 Shots - 5 x2, last vs Michigan State, 11/11/2011
 Plus/Minus - +3 x3, last time vs Alabama-Huntsville, 10/8/2011

Appeared in 18 games ... tallied two assists in 7-1 win over Alabama-Huntsville (10/7) ... netted first goal of the season and also tallied an assist in 4-0 win over Alabama-Huntsville (10/8) ... had first career three point game with two goals and an assist in 4-2 win over Northern Michigan (10/28) ... netted the game-winning goal in 3-2 win at Michigan (11/4) ... tallied assists against Michigan (11/5) and at Notre Dame (11/15) ... netted two goals in 3-0 win over No. 6 Ferris State (12/3) ... tallied an assist in 3-3 tie at Bowling Green (12/9) ... recorded his first collegiate hat trick and tallied an assist for first career four point game in 6-1 win against Bowling Green (12/10).

#24 • Shane Berschbach • So. • F**CAREER HIGHS**

Goals - 2 twice, last time vs. Alabama-Huntsville, 10/7/2011
 Assists - 2 x5, time vs Ferris State, 12/3/2011
 Points - 3 twice, last time vs. Alabama-Huntsville, 10/7/2011
 Shots - 4 x5, last time at Michigan, 11/4/2011
 Plus/Minus - +3 twice, last time vs. Alabama-Huntsville, 10/7/2011

Appeared in 18 games ... tallied three points by scoring two goals and an assist in 7-1 win over Alabama-Huntsville (10/7) ... netted third goal of the season in 4-0 win over Alabama-Huntsville (10/8) ... netted a goal and an assist in 3-3 tie at Union (10/15) ... tallied two assists in 4-2 win over Northern Michigan (10/28) ... tallied assists at Michigan and against Michigan State (11/5, 11/12) ... netted fifth goal of the season at Notre Dame (11/15). ... tallied three assists in weekend sweep of No. 6 Ferris State (12/2-3) ... tallied 10th assist of the season in 6-1 win against Bowling Green (12/10).

#26 • Greg Squires • Sr. • F**CAREER HIGHS**

Goals - 2 at Union, 10/14/2011
 Assists - 3 vs. Mercyhurst 10/17/2009
 Points - 3 vs. multiple opponents
 Shots - 8 vs. Notre Dame 10/30/2010
 Plus/Minus - +2 twice, last time vs. Michigan State, 11/6/2010

Appeared in 18 games ... registered first assist of the season in 7-1 win over Alabama-Huntsville (10/7) ... netted two goals, including the game-tying goal in 2-2 tie at Union (10/14) ... tallied third assist of the season in 3-2 win at Michigan (11/4) ... tallied two assists and finished +2 in 4-2 win at No. 6 Ferris State (12/2) ... tallied an assist in 6-1 win against Bowling Green (12/10).

#27 • Ben Warda • R.Jr. • F**CAREER HIGHS (with WMU)**

Goals - 1 vs Michigan State 11/6/2010
 Assists - 2 vs Union, 12/19/2010
 Points - 2 vs Union, 12/19/2010
 Shots - 4 twice, last time vs Northern Michigan, 12/4/2010
 Plus/Minus - +2 vs. Union, 12/19/2010

Appeared in six games ... had season cut short due to injury ... tallied first assist of the season in 7-1 win over Alabama-Huntsville (10/7) ... netted goal in 4-1 win at Alaska (10/21).

#28 • Luke Witkowski • So. • D**CAREER HIGHS**

Goals - 1 vs. Ohio State 11/13/2009
 Assists - 1 vs. multiple opponents
 Points - 1 vs. multiple opponents
 Shots - 4 at St. Lawrence 10/23/2010
 Plus/Minus - +3, three times, last time vs Northern Michigan, 1/29/2011

Appeared in 15 game ... tallied first assist of the season in 7-1 win over Alabama-Huntsville (10/7) ... tallied assist in 4-1 win at Alaska (10/21) ... tallied third assist of the season at Michigan (11/5) ... registered fourth assist of the season in 3-3 tie at Bowling Green (12/9) ... finished +2 in 6-1 win at Bowling Green (12/10).

#29 • Will Kessel • Fr. • F**CAREER HIGHS**

Goals - 1 at Alaska, 10/21/2011
 Assists - 1 at Alaska, 10/21/2011
 Points - 2 at Alaska, 10/21/2011
 Shots - 2 vs. Union, 10/14/2011
 Plus/Minus - +1 at Alaska, 10/21/2011

Appeared in 11 games ... made collegiate and season debut in 7-1 win over Alabama-Huntsville (10/7) ... netted first collegiate goal and tallied first collegiate assist for first career two-point game in 4-1 win at Alaska (10/21) ... netted game-winning goal in 3-0 win over No. 6 Ferris State (12/3) ... tallied an assist and finished +1 in 6-1 win over Bowling Green (12/10).

#33 • Nick Pisellini • R.Jr. • G**CAREER HIGHS (WMU)**

Saves - 37 vs Miami, 11/27/2010
 Shots Faced - 42 vs. Miami, 11/27/2010
 Assists - 1 at Union, 10/15/2011

Appeared in seven games, starting in four ... made 11 saves to earn first win of the season in 7-1 win over Alabama-Huntsville (10/7) ... made a season-high 30 saves in 3-3 tie at Union (10/14) ... made 26 saves to pick up second win of the season at Alaska (10/21) ... made season-high 34 saves in 3-2 win at Michigan (11/4).

#35 • Kris Moore • Fr. • G**CAREER HIGHS**

Saves - n/a
 Shots Faced - n/a





Andy Murray

HEAD COACH ■ FIRST SEASON ■ BRANDON '72



Andy Murray was announced as the sixth head coach in the history of the Western Michigan men's ice hockey program on Jul 26, 2011.

Murray comes to WMU with an extensive resume earned at the highest level of professional hockey. He is one of only 39 coaches in NHL history to reach 300 wins with a career record of 333-278-58-71. Murray has 10 years of NHL head coaching experience, spending six seasons at the helm of the Los Angeles Kings and four with the St. Louis Blues. Murray is the Kings' All-Time franchise leader in wins with 215 and led Los Angeles to three 90-point seasons in his tenure. During the 2008-09 season

with St. Louis he was a finalist for the Jack Adams Coach of the Year Award after guiding the Blues to a third place finish in the Central Division.

Murray has spent a total of 20 years as either a head or assistant coach in the NHL. He held assistant coaching positions with the Winnipeg Jets, Minnesota North Stars and Philadelphia Flyers. While he has not coached in college hockey in the United States he did coach at Brandon University, a Canadian college, for three seasons. In his short time he was able to turn Brandon into the top ranked program in all of Canadian college hockey.

To go with his extensive professional coaching background, Murray also brings international experience. He coached Team Canada to gold medals at the 2007, 2003 and 1997 World Hockey Championships. He is the only Canadian coach in history to win three World Championships and he also held the highest winning percentage as a coach (64-percent) in the history of the Canadian Men's National Team. He also holds six Spengler Cup Titles (an annual tournament in Switzerland) for Team Canada, a record for the country. Murray was also a head coach in Europe, coaching three Swiss professional teams (EV Zug, Zurcher Schlittschuh, and EHC Kloten) and a German team, EHC Berlin, in the early 80's and early 90's.

A native of Souris, Manitoba, Murray and his wife, Ruth, have three children, all of which play professional hockey in Switzerland. His youngest son Jordy played for the University of Wisconsin and his oldest son Brady played for North Dakota. His daughter Sarah played Division I college hockey at Minnesota-Duluth, where she was a part of two National Championship teams.

Murray's Coaching Accomplishments

- Head coach of the St. Louis Blues 2006-10
- Head coach of the Los Angeles Kings 1999-2006
- Associate coach of the Winnipeg Jets 1993-95
- Assistant coach of the Minnesota North Stars 1990-92
- Head coach EHC Berlin (Germany) 1993
- Head coach EV Zug (Swiss A Division) 1986-88
- Head coach Zurcher Schlittschuh (Swiss A Division) 1984-86
- Head coach EHC Kloten (Swiss A Division) 1981-84
- Over three decades of professional and international coaching experience.
- 10 seasons and 333 wins as a head coach in the NHL.
- One of 39 coaches in NHL history to reach 300 wins.
- 2009 NHL Coach of the Year Finalist.
- Los Angeles Kings All-Time franchise leader in career wins with 215.
- Only Canadian coach to ever win three IIHF World Championships with Team Canada (2007, 2003, 1997).
- Stanley Cup Finals appearance as an assistant coach with the Minnesota North Stars (1991).
- Coached Canadian school Brandon College to a No. 1 ranking in just three seasons at the helm.
- Won a record six Spengler Cups with Team Canada

Year	Overall				CCHA			
	W	L	T	Pct.	W	L	T	Pct.
20010-11	9	4	5	.639	7	4	3	.607
Total	9	4	5	.639	7	4	3	.607



The Automated ScoreBook
 Western Michigan Overall Team Statistics (as of Dec 28, 2011)
 All games

Overall: 9-4-5 Conf: 7-4-3 Home: 6-2-1 Away: 3-2-4 Neut: 0-0-0

TEAM STATISTICS	WMU	OPP
SHOT STATISTICS		
Goals-Shot attempts	58-552	38-405
Shot pct.	.105	.094
Goals/Game	3.2	2.1
Shots/Game	30.7	22.5
Assists	104	62
POWER PLAYS		
Goals-Power Plays	13-75	8-69
Conversion Percent	.173	.116
Shot Attempts	91	83
Shot Percent	.143	.096
GOAL BREAKDOWN		
Total Goals	58	38
Power Play	13	8
Short-handed	1	2
Empty net	2	1
Penalty	0	0
Unassisted	1	1
Overtime	1	0
Shootout	0	0
Delayed Penalty	0	0
PENALTIES		
Number	93	99
Minutes	208	242
Penalties/Game	5.2	5.5
Pen minutes/Game	11.6	13.4
Minor	89	91
Major	2	4
10-minute Misconduct	0	0
Game Misconduct	1	4
Gross Misconduct	0	0
Match	1	0
SHOOTOUTS (Made-Att)	5-6	1-9
ATTENDANCE		
Total	31350	28575
Dates/Avg Per Date	9/3483	9/3175
Neutral Site #/Avg	0/0	

Goals by Period	1st	2nd	3rd	OT	Total
Western Michigan	17	22	18	1	58
Opponents	8	16	14	0	38

Saves by Period	1st	2nd	3rd	OT	Total
Western Michigan	113	120	124	10	367
Opponents	157	163	165	9	494

The Automated ScoreBook
Western Michigan Overall Individual Statistics (as of Dec 28, 2011)
All games

Overall: 9-4-5 Conf: 7-4-3 Home: 6-2-1 Away: 3-2-4 Neut: 0-0-0

##	Player	gp	Shots					+-	Penalties				Goals										blk
			g	a	pts	sh	sh%		pen-min	min	maj	oth	pp	sh	fg	gw	gt	ot	ht	pn	ua		
23	Dane Walters	18	9	8	17	41	.220	+10	9-18	9	0	0	3	0	0	3	0	0	1	0	0	6	
16	Chase Balisy	18	4	13	17	30	.133	+6	7-14	7	0	0	1	0	1	1	1	0	0	0	0	10	
24	Shane Berschbach	18	5	10	15	27	.185	+7	8-27	6	1	1	1	0	1	0	0	0	0	0	0	1	
7	Matt Tennyson	18	5	6	11	51	.098	+3	5-10	5	0	0	2	0	0	1	0	0	0	0	0	17	
14	Ian Slater	18	3	7	10	39	.077	+5	5-10	5	0	0	0	0	2	1	0	1	0	0	0	18	
11	Dennis Brown	17	2	8	10	23	.087	+3	8-16	8	0	0	0	0	0	0	0	0	0	0	0	15	
21	Trevor Elias	18	6	3	9	37	.162	+3	0-0	0	0	0	0	0	3	0	0	0	0	0	0	10	
22	Derek Roehl	17	4	5	9	47	.085	+8	4-8	4	0	0	0	0	0	1	0	0	0	0	0	7	
26	Greg Squires	18	2	6	8	42	.048	+2	6-12	6	0	0	0	0	0	0	1	0	0	0	1	4	
9	Brett Beebe	12	3	4	7	20	.150	+4	3-6	3	0	0	1	0	0	0	0	0	0	0	0	3	
5	Dan DeKeyser	18	3	4	7	39	.077	+9	9-18	9	0	0	2	0	1	1	0	0	0	0	0	30	
4	Garrett Haar	18	1	5	6	14	.071	+8	7-14	7	0	0	0	1	1	0	0	0	0	0	0	6	
10	J.J. Crew	15	2	3	5	22	.091	+5	0-0	0	0	0	1	0	0	0	0	0	0	0	0	4	
18	David Killip	12	2	3	5	10	.200	0	1-2	1	0	0	1	0	0	0	0	0	0	0	0	8	
15	Jordan Oesterle	18	1	4	5	12	.083	+4	2-4	2	0	0	0	0	0	0	0	0	0	0	0	12	
29	Will Kessel	13	2	2	4	19	.105	-5	1-2	1	0	0	1	0	1	1	0	0	0	0	0	2	
19	Kyle O'Kane	10	2	2	4	13	.154	0	2-4	2	0	0	0	0	0	0	0	0	0	0	0	1	
17	Justin Kovacs	12	1	3	4	15	.067	-4	1-2	1	0	0	0	0	0	0	0	0	0	0	0	3	
28	Luke Witkowski	17	0	4	4	23	.000	+7	9-29	7	1	1	0	0	0	0	0	0	0	0	0	31	
27	Ben Warda	6	1	2	3	12	.083	+2	3-6	3	0	0	0	0	0	0	0	0	0	0	0	8	
8	Robert Francis	12	0	1	1	16	.000	-2	1-2	1	0	0	0	0	0	0	0	0	0	0	0	0	
33	Nick Pisellini	7	0	1	1	0	.000	0	0-0	0	0	0	0	0	0	0	0	0	0	0	0	0	
6	Matt Stewart	2	0	0	0	0	.000	-1	0-0	0	0	0	0	0	0	0	0	0	0	0	0	1	
TM	TEAM	8	0	0	0	0	.000	0	2-4	2	0	0	0	0	0	0	0	0	0	0	0	10	
	Total	18	58	104	162	552	.105	+74	93-208	89	2	2	13	1	10	9	2	1	1	0	1	207	
	Opponents	18	38	62	100	405	.094	-	99-242	91	4	4	8	2	8	4	3	0	1	0	1	235	

##	Goalie	gp-gs	Goal average			Saves		Record				Goals allowed				
			minutes	ga	avg	saves	pct	w	l	t	sho	pp	sh	en	pen	sog
1	Frank Slubowski	11-11	672:07	21	1.87	207	.908	6	2	3	2	4	2	0	0	0
33	Nick Pisellini	7-7	426:12	16	2.25	160	.909	3	2	2	0	4	0	0	0	0
TM	EMPTY NET	8-0	7:09	1	-	0	.000	0	0	0	0	0	0	1	0	0
	Total	18-0	1105:28	38	2.06	367	.906	9	4	5	2	8	2	1	0	0
	Opponents	18-0	1105:28	58	3.15	494	.895	4	9	5	0	13	1	2	0	0

The Automated ScoreBook
 Western Michigan Overall Individual Statistics (as of Dec 28, 2011)
 All games

##	Power Play Scoring	GP	G	A	Pts	Shots	Pct.
24	Shane Berschbach	18	1	6	7	3	.333
16	Chase Balisy	18	1	3	4	7	.143
11	Dennis Brown	17	0	4	4	6	.000
23	Dane Walters	18	3	0	3	8	.375
7	Matt Tennyson	18	2	1	3	26	.077
5	Dan DeKeyser	18	2	0	2	5	.400
29	Will Kessel	13	1	1	2	5	.200
18	David Killip	12	1	1	2	2	.500
26	Greg Squires	18	0	2	2	4	.000
22	Derek Roehl	17	0	2	2	3	.000
28	Luke Witkowski	17	0	2	2	4	.000
17	Justin Kovacs	12	0	2	2	1	.000
9	Brett Beebe	12	1	0	1	2	.500
10	J.J. Crew	15	1	0	1	5	.200
19	Kyle O'Kane	10	0	1	1	0	.000
4	Garrett Haar	18	0	0	0	2	.000
14	Ian Slater	18	0	0	0	3	.000
27	Ben Warda	6	0	0	0	1	.000
8	Robert Francis	12	0	0	0	4	.000

The Automated ScoreBook
Western Michigan Category Leaders (as of Dec 28, 2011)
All games

##	Points	GP	G	A	Pts	Sh
23	Dane Walters	18	9	8	17	41
16	Chase Balisy	18	4	13	17	30
24	Shane Berschbach	18	5	10	15	27
7	Matt Tennyson	18	5	6	11	51
14	Ian Slater	18	3	7	10	39
11	Dennis Brown	17	2	8	10	23
21	Trevor Elias	18	6	3	9	37
22	Derek Roehl	17	4	5	9	47
26	Greg Squires	18	2	6	8	42
9	Brett Beebe	12	3	4	7	20

##	Goals	GP	G	A	Pts	Sh
23	Dane Walters	18	9	8	17	41
21	Trevor Elias	18	6	3	9	37
24	Shane Berschbach	18	5	10	15	27
7	Matt Tennyson	18	5	6	11	51
16	Chase Balisy	18	4	13	17	30
22	Derek Roehl	17	4	5	9	47
14	Ian Slater	18	3	7	10	39
9	Brett Beebe	12	3	4	7	20
5	Dan DeKeyser	18	3	4	7	39
11	Dennis Brown	17	2	8	10	23

##	Power-Play Goals	GP	PPG
23	Dane Walters	18	3
5	Dan DeKeyser	18	2
7	Matt Tennyson	18	2

##	Short-Handed Goals	GP	SHG
4	Garrett Haar	18	1

##	Game-Winning Goals	GP	GWG
23	Dane Walters	18	3

##	Plus/Minus	GP	+/-
23	Dane Walters	18	+10
5	Dan DeKeyser	18	+9
4	Garrett Haar	18	+8
22	Derek Roehl	17	+8
24	Shane Berschbach	18	+7
28	Luke Witkowski	17	+7
16	Chase Balisy	18	+6
14	Ian Slater	18	+5
10	J.J. Crew	15	+5
15	Jordan Oesterle	18	+4

##	Assists	GP	G	A	Pts	Sh
16	Chase Balisy	18	4	13	17	30
24	Shane Berschbach	18	5	10	15	27
23	Dane Walters	18	9	8	17	41
11	Dennis Brown	17	2	8	10	23
14	Ian Slater	18	3	7	10	39
7	Matt Tennyson	18	5	6	11	51
26	Greg Squires	18	2	6	8	42
22	Derek Roehl	17	4	5	9	47
4	Garrett Haar	18	1	5	6	14
9	Brett Beebe	12	3	4	7	20

##	Shots	GP	G	A	Pts	Sh	Sh%
7	Matt Tennyson	18	5	6	11	51	.098
22	Derek Roehl	17	4	5	9	47	.085
26	Greg Squires	18	2	6	8	42	.048
23	Dane Walters	18	9	8	17	41	.220
14	Ian Slater	18	3	7	10	39	.077
5	Dan DeKeyser	18	3	4	7	39	.077
21	Trevor Elias	18	6	3	9	37	.162
16	Chase Balisy	18	4	13	17	30	.133
24	Shane Berschbach	18	5	10	15	27	.185
11	Dennis Brown	17	2	8	10	23	.087

##	Shot Pct.	GP	G	A	Pts	Sh	Sh%
23	Dane Walters	18	9	8	17	41	.220
18	David Killip	12	2	3	5	10	.200
24	Shane Berschbach	18	5	10	15	27	.185
21	Trevor Elias	18	6	3	9	37	.162
19	Kyle O'Kane	10	2	2	4	13	.154
9	Brett Beebe	12	3	4	7	20	.150
16	Chase Balisy	18	4	13	17	30	.133
29	Will Kessel	13	2	2	4	19	.105
7	Matt Tennyson	18	5	6	11	51	.098
10	J.J. Crew	15	2	3	5	22	.091

##	Penalties	GP	Pen	Min
23	Dane Walters	18	9	18
5	Dan DeKeyser	18	9	18
28	Luke Witkowski	17	9	29
11	Dennis Brown	17	8	16
24	Shane Berschbach	18	8	27
4	Garrett Haar	18	7	14
16	Chase Balisy	18	7	14
26	Greg Squires	18	6	12
14	Ian Slater	18	5	10
7	Matt Tennyson	18	5	10

##	Penalty Minutes	GP	Pen	Min
28	Luke Witkowski	17	9	29
24	Shane Berschbach	18	8	27
5	Dan DeKeyser	18	9	18
23	Dane Walters	18	9	18
11	Dennis Brown	17	8	16
16	Chase Balisy	18	7	14
4	Garrett Haar	18	7	14
26	Greg Squires	18	6	12
14	Ian Slater	18	5	10
7	Matt Tennyson	18	5	10

The Automated ScoreBook
Western Michigan Hockey Statistics (as of Dec 28, 2011)
All games

Overall: 9-4-5 Conf: 7-4-3 Home: 6-2-1 Away: 3-2-4 Neut: 0-0-0

OVERALL

##	Player	gp	g	a	pts	sh	+/-	pen-min	pp	sh	gw
23	Dane Walters	18	9	8	17	41	+10	9-18	3	0	3
16	Chase Balisy	18	4	13	17	30	+6	7-14	1	0	1
24	Shane Berschbach	18	5	10	15	27	+7	8-27	1	0	0
7	Matt Tennyson	18	5	6	11	51	+3	5-10	2	0	1
14	Ian Slater	18	3	7	10	39	+5	5-10	0	0	1
11	Dennis Brown	17	2	8	10	23	+3	8-16	0	0	0
21	Trevor Elias	18	6	3	9	37	+3	0-0	0	0	0
22	Derek Roehl	17	4	5	9	47	+8	4-8	0	0	1
26	Greg Squires	18	2	6	8	42	+2	6-12	0	0	0
9	Brett Beebe	12	3	4	7	20	+4	3-6	1	0	0
5	Dan DeKeyser	18	3	4	7	39	+9	9-18	2	0	1
4	Garrett Haar	18	1	5	6	14	+8	7-14	0	1	0
10	J.J. Crew	15	2	3	5	22	+5	0-0	1	0	0
18	David Killip	12	2	3	5	10	0	1-2	1	0	0
15	Jordan Oesterle	18	1	4	5	12	+4	2-4	0	0	0
29	Will Kessel	13	2	2	4	19	-5	1-2	1	0	1
19	Kyle O'Kane	10	2	2	4	13	0	2-4	0	0	0
17	Justin Kovacs	12	1	3	4	15	-4	1-2	0	0	0
28	Luke Witkowski	17	0	4	4	23	+7	9-29	0	0	0
27	Ben Warda	6	1	2	3	12	+2	3-6	0	0	0
8	Robert Francis	12	0	1	1	16	-2	1-2	0	0	0
33	Nick Pisellini	7	0	1	1	0	0	0-0	0	0	0
6	Matt Stewart	2	0	0	0	0	-1	0-0	0	0	0
TM	TEAM	8	0	0	0	0	0	2-4	0	0	0
Total		18	58	104	162	552	+74	93-208	13	1	9
Opponents		18	38	62	100	405	-78	99-242	8	2	4

CONFERENCE

gp	g	a	pts	sh	+/-	pen-min	pp	sh	gw		
14	8	5	13	33	+4	8-16	3	0	3		
14	2	8	10	23	+2	5-10	0	0	0		
14	1	8	9	19	+3	5-21	0	0	0		
14	3	5	8	42	-1	4-8	2	0	1		
14	3	6	9	32	+5	3-6	0	0	1		
13	2	5	7	16	0	7-14	0	0	0		
14	5	3	8	28	+1	0-0	0	0	0		
14	4	4	8	39	+7	3-6	0	0	1		
14	0	4	4	30	+1	4-8	0	0	0		
11	3	3	6	19	+3	3-6	1	0	0		
14	1	3	4	28	+8	6-12	0	0	0		
14	1	4	5	8	+4	7-14	0	1	0		
12	2	3	5	19	+4	0-0	1	0	0		
8	1	1	2	8	-2	0-0	1	0	0		
14	1	4	5	8	0	2-4	0	0	0		
10	2	2	4	13	-5	1-2	1	0	1		
8	1	2	3	10	-1	2-4	0	0	0		
11	1	2	3	14	-4	1-2	0	0	0		
13	0	3	3	19	+6	6-23	0	0	0		
2	1	1	2	2	+3	1-2	0	0	0		
9	0	1	1	12	-2	0-0	0	0	0		
-	-	-	-	-	-	-	-	-	-		
2	0	0	0	0	-1	0-0	0	0	0		
7	0	0	0	0	0	1-2	0	0	0		
Total		14	42	77	119	422	+35	69-160	9	1	7
Opponents		14	32	56	88	321	-39	77-198	6	2	4

OVERALL

##	Player	gp	min.	ga	gaavg	saves	pct	w	l	t
1	Frank Slubowski	11	672:07	21	1.87	207	.908	6	2	3
33	Nick Pisellini	7	426:12	16	2.25	160	.909	3	2	2
TM	TEAM	8	7:09	1	0.00	0	.000	0	0	0
Total		18	1105:28	38	2.06	367	.906	9	4	5
Opponents		18	1105:28	58	3.15	494	.895	4	9	5

CONFERENCE

gp	min.	ga	gaavg	saves	pct	w	l	t		
10	612:07	21	2.06	197	.904	5	2	3		
4	236:32	10	2.54	92	.902	2	2	0		
7	6:49	1	0.00	0	.000	0	0	0		
Total		14	855:28	32	2.24	289	.900	7	4	3
Opponents		14	855:28	42	2.95	380	.900	4	7	3

Shots on Goal	shots	avg/g	shot%
Western Michigan	552	30.67	.105
Opponents	405	22.50	.094

Shots on Goal	shots	avg/g	shot%
Western Michigan	422	30.14	.100
Opponents	321	22.93	.100

Power Plays	goals	chances	pp%
Western Michigan	13	75	.173
Opponents	8	69	.116

Power Plays	goals	chances	pp%
Western Michigan	9	58	.155
Opponents	6	50	.120

Goals by Period	1st	2nd	3rd	OT	Total
Western Michigan	17	22	18	1	58
Opponents	8	16	14	0	38

Goals by Period	1st	2nd	3rd	OT	Total
Western Michigan	8	19	14	1	42
Opponents	6	13	13	0	32

The Automated ScoreBook
Western Michigan Combined Team Statistics (as of Dec 28, 2011)
All games

Date	Opponent	Score	Att.
Oct 07	ALABAMA-HUNTSVILLE	W 7-1	3229
Oct 08	ALABAMA-HUNTSVILLE	W 4-0	2689
Oct 14	at #11 Union College	Tot 2-2	1318
Oct 15	at #11 Union College	Tot 3-3	1623
* Oct 21	at Alaska	W 4-1	3130
* Oct 22	at Alaska	Tot 2-2	3143
* Oct 28	#14 NORTHERN MICHIGAN	W 4-2	3053
* Oct 29	#14 NORTHERN MICHIGAN	Wot 3-2	3361
* Nov 04	at #3 Michigan	W 3-2	5377
* Nov 05	at #3 Michigan	L 2-5	5878
* Nov 11	MICHIGAN STATE	L 2-3	4052
* Nov 12	MICHIGAN STATE	L 2-4	4221
* Nov 15	at #4 Notre Dame	L 2-3	4216
* Nov 22	#2 NOTRE DAME	Tot 2-2	3381
* Dec 02	at #6 Ferris State	W 4-2	2302
* Dec 03	#6 FERRIS STATE	W 3-0	3765
* Dec 09	at Bowling Green	Tot 3-3	1588
* Dec 10	BOWLING GREEN	W 6-1	3599

TEAM STATISTICS	WMU	OPP
SHOT STATISTICS		
Goals-Shot attempts	58-552	38-405
Shot pct.	.105	.094
Goals/Game	3.2	2.1
Shots/Game	30.7	22.5
POWER PLAYS		
Goals-Power Plays	13-75	8-69
Conversion Percent	.173	.116
Shot Attempts	91	83
Shot Percent	.143	.096
GOAL BREAKDOWN		
Power Play	13	8
Short-handed	1	2
Empty net	2	1
Penalty	0	0
Unassisted	1	1
Overtime	1	0
Shootout	0	0
Delayed Penalty	0	0
PENALTIES		
Number	93	99
Minutes	208	242
Penalties/Game	5.2	5.5
Pen minutes/Game	11.6	13.4
SHOOTOUTS (Made-Att)	5-6	1-9

Record:	Overall	Home	Away	Neutral
ALL GAMES	9-4-5	6-2-1	3-2-4	0-0-0
CONFERENCE	7-4-3	4-2-1	3-2-2	0-0-0
NON-CONFERENCE	2-0-2	2-0-0	0-0-2	0-0-0

##	Player	gp	g	a	pts	sh	sh%	pen-min	pp	sh
23	Dane Walters	18	9	8	17	41	.220	9-18	3	0
16	Chase Balisy	18	4	13	17	30	.133	7-14	1	0
24	Shane Berschbach	18	5	10	15	27	.185	8-27	1	0
7	Matt Tennyson	18	5	6	11	51	.098	5-10	2	0
14	Ian Slater	18	3	7	10	39	.077	5-10	0	0
11	Dennis Brown	17	2	8	10	23	.087	8-16	0	0
21	Trevor Elias	18	6	3	9	37	.162	0-0	0	0
22	Derek Roehl	17	4	5	9	47	.085	4-8	0	0
26	Greg Squires	18	2	6	8	42	.048	6-12	0	0
9	Brett Beebe	12	3	4	7	20	.150	3-6	1	0
5	Dan DeKeyser	18	3	4	7	39	.077	9-18	2	0
4	Garrett Haar	18	1	5	6	14	.071	7-14	0	1
10	J.J. Crew	15	2	3	5	22	.091	0-0	1	0
18	David Killip	12	2	3	5	10	.200	1-2	1	0
15	Jordan Oesterle	18	1	4	5	12	.083	2-4	0	0
29	Will Kessel	13	2	2	4	19	.105	1-2	1	0
19	Kyle O'Kane	10	2	2	4	13	.154	2-4	0	0
17	Justin Kovacs	12	1	3	4	15	.067	1-2	0	0
28	Luke Witkowski	17	0	4	4	23	.000	9-29	0	0
27	Ben Warda	6	1	2	3	12	.083	3-6	0	0
8	Robert Francis	12	0	1	1	16	.000	1-2	0	0
33	Nick Pisellini	7	0	1	1	0	.000	0-0	0	0
6	Matt Stewart	2	0	0	0	0	.000	0-0	0	0
TM	TEAM	8	0	0	0	0	.000	2-4	0	0
Total		18	58	104	162	552	.105	93-208	13	1
Opponents		18	38	62	100	405	.094	99-242	8	2

##	Goalie	gp	min	ga	gaavg	saves	save%	w-l-t
1	Frank Slubowski	11	672:07	21	1.87	207	.908	6-2-3
33	Nick Pisellini	7	426:12	16	2.25	160	.909	3-2-2
TM	EMPTY NET	8	7:09	1	-	0	.000	0-0-0
Total		18	1105:28	38	2.06	367	.906	9-4-5
Opponents		18	1105:28	58	3.15	494	.895	4-9-5

Attendance Summary	WMU	Opponent
Total	31350	28575
Dates/Avg Per Date	9/3483	9/3175
Neutral Site #/Avg	0/0	

Goals by Period	1st	2nd	3rd	OT	Total
Western Michigan	17	22	18	1	58
Opponents	8	16	14	0	38

Saves by Period	1st	2nd	3rd	OT	Total
Western Michigan	113	120	124	10	367
Opponents	157	163	165	9	494

The Automated ScoreBook
Western Michigan Game-by-Game Goals-Assists-Points (as of Dec 28, 2011)
All games

Opponent	Date	Score		1	4	5	6	7	8	9	10	
				SLUBOWSKI,	HAAR,GARRE	DEKEYSER,D	STEWART,MA	TENNYSON,M	FRANCIS,RO	BEEBE,BRET	CREW,JJ	BRO
UAH	Oct 07	7-1	W	DNP	0-0-0	1-0-1	DNP	2-0-2	0-0-0	0-1-1	DNP	0-
UAH	Oct 08	4-0	W	0-0-0	0-1-1	0-1-1	DNP	0-1-1	0-0-0	DNP	0-0-0	0-
at UNION	Oct 14	2-2	t	DNP	0-0-0	0-0-0	DNP	0-0-0	DNP	DNP	0-0-0	0-
at UNION	Oct 15	3-3	t	DNP	0-0-0	1-0-1	DNP	0-0-0	0-0-0	DNP	0-0-0	0-
at UAF	Oct 21	4-1	W	DNP	0-0-0	0-1-1	DNP	0-0-0	0-1-1	DNP	DNP	0-
at UAF	Oct 22	2-2	t	0-0-0	1-1-2	0-0-0	0-0-0	0-0-0	0-0-0	DNP	DNP	D
NMU	Oct 28	4-2	W	0-0-0	0-0-0	0-1-1	DNP	0-1-1	0-0-0	DNP	0-0-0	0-
NMU	Oct 29	3-2	W	0-0-0	0-1-1	0-0-0	DNP	0-1-1	0-0-0	1-0-1	0-1-1	0-
at MICH	Nov 04	3-2	W	DNP	0-0-0	0-0-0	0-0-0	0-0-0	0-0-0	1-0-1	0-0-0	0-
at MICH	Nov 05	2-5	L	0-0-0	0-0-0	0-1-1	DNP	0-0-0	DNP	0-0-0	0-0-0	0-
MSU	Nov 11	2-3	L	DNP	0-0-0	0-0-0	DNP	1-0-1	DNP	0-0-0	0-1-1	1-
MSU	Nov 12	2-4	L	DNP	0-1-1	0-0-0	DNP	0-0-0	0-0-0	0-1-1	0-1-1	0-
at ND	Nov 15	2-3	L	0-0-0	0-0-0	0-0-0	DNP	0-0-0	0-0-0	0-0-0	0-0-0	0-
ND	Nov 22	2-2	t	0-0-0	0-0-0	0-0-0	DNP	0-0-0	0-0-0	0-1-1	1-0-1	1-
at FSU	Dec 02	4-2	W	0-0-0	0-0-0	0-0-0	DNP	2-0-2	0-0-0	0-1-1	0-0-0	0-
FSU	Dec 03	3-0	W	0-0-0	0-0-0	0-0-0	DNP	0-1-1	DNP	0-0-0	0-0-0	0-
at BGSU	Dec 09	3-3	t	0-0-0	0-0-0	0-0-0	DNP	0-0-0	DNP	1-0-1	1-0-1	0-
BGSU	Dec 10	6-1	W	0-0-0	0-1-1	1-0-1	DNP	0-2-2	DNP	0-0-0	0-0-0	0-

Opponent	Date	Score		16	17	18	19	21	22	23	24	
				BALISY,CHAS	KOVACS,JUS	KILLIP,DAVID	O'KANE,KYLE	ELIAS,TREVO	ROEHL,DERE	WALTERS,DA	BERSCHBAC	SQU
UAH	Oct 07	7-1	W	0-3-3	0-1-1	1-0-1	DNP	0-0-0	DNP	1-1-2	2-1-3	0-
UAH	Oct 08	4-0	W	1-1-2	DNP	0-0-0	1-0-1	1-0-1	0-1-1	0-2-2	1-0-1	0-
at UNION	Oct 14	2-2	t	0-0-0	DNP	0-1-1	0-0-0	0-0-0	0-0-0	0-0-0	0-0-0	2-
at UNION	Oct 15	3-3	t	1-1-2	DNP	0-1-1	DNP	0-0-0	0-0-0	0-0-0	1-1-2	0-
at UAF	Oct 21	4-1	W	0-0-0	0-0-0	1-1-2	DNP	0-0-0	1-1-2	0-0-0	0-0-0	0-
at UAF	Oct 22	2-2	t	1-0-1	0-0-0	0-0-0	DNP	0-0-0	0-0-0	0-0-0	0-0-0	0-
NMU	Oct 28	4-2	W	0-1-1	DNP	0-0-0	0-0-0	2-0-2	0-0-0	2-1-3	0-2-2	0-
NMU	Oct 29	3-2	W	0-0-0	DNP	0-0-0	DNP	1-0-1	0-0-0	0-0-0	0-0-0	0-
at MICH	Nov 04	3-2	W	0-2-2	DNP	0-0-0	DNP	0-1-1	0-0-0	1-0-1	0-0-0	0-
at MICH	Nov 05	2-5	L	1-0-1	0-0-0	0-0-0	DNP	0-0-0	1-0-1	0-1-1	0-1-1	0-
MSU	Nov 11	2-3	L	0-0-0	0-0-0	0-0-0	DNP	0-0-0	0-0-0	0-0-0	0-1-1	0-
MSU	Nov 12	2-4	L	0-0-0	0-1-1	DNP	1-0-1	0-0-0	1-0-1	0-0-0	0-0-0	0-
at ND	Nov 15	2-3	L	0-1-1	0-0-0	0-0-0	0-1-1	0-0-0	0-0-0	0-1-1	1-0-1	0-
ND	Nov 22	2-2	t	0-0-0	0-0-0	DNP	0-0-0	0-1-1	0-1-1	0-0-0	0-0-0	0-
at FSU	Dec 02	4-2	W	0-0-0	0-0-0	DNP	0-0-0	0-1-1	1-0-1	0-0-0	0-1-1	0-
FSU	Dec 03	3-0	W	0-1-1	0-1-1	DNP	0-1-1	0-0-0	0-0-0	2-0-2	0-2-2	0-
at BGSU	Dec 09	3-3	t	0-1-1	0-0-0	DNP	0-0-0	1-0-1	0-2-2	0-1-1	0-0-0	0-
BGSU	Dec 10	6-1	W	0-2-2	1-0-1	DNP	0-0-0	1-0-1	0-0-0	3-1-4	0-1-1	0-

The Automated ScoreBook
 Western Michigan Game-by-Game Goals-Assists-Points (as of Dec 28, 2011)
 All games

Opponent	Date	Score		29		33	
				KESSEL,WILL	PISELLINI,NIC		
UAH	Oct 07	7-1	W	0 - 0 - 0	0 - 0 - 0		
UAH	Oct 08	4-0	W	DNP	DNP		
at UNION	Oct 14	2-2	t	0 - 0 - 0	0 - 0 - 0		
at UNION	Oct 15	3-3	t	0 - 0 - 0	0 - 1 - 1		
at UAF	Oct 21	4-1	W	1 - 1 - 2	0 - 0 - 0		
at UAF	Oct 22	2-2	t	0 - 0 - 0	DNP		
NMU	Oct 28	4-2	W	0 - 0 - 0	DNP		
NMU	Oct 29	3-2	W	0 - 0 - 0	DNP		
at MICH	Nov 04	3-2	W	0 - 0 - 0	0 - 0 - 0		
at MICH	Nov 05	2-5	L	0 - 0 - 0	DNP		
MSU	Nov 11	2-3	L	0 - 0 - 0	0 - 0 - 0		
MSU	Nov 12	2-4	L	DNP	0 - 0 - 0		
at ND	Nov 15	2-3	L	DNP	DNP		
ND	Nov 22	2-2	t	DNP	DNP		
at FSU	Dec 02	4-2	W	DNP	DNP		
FSU	Dec 03	3-0	W	1 - 0 - 1	DNP		
at BGSU	Dec 09	3-3	t	0 - 0 - 0	DNP		
BGSU	Dec 10	6-1	W	0 - 1 - 1	DNP		