



# SCSU HUSKY BASEBALL 2011



Ryne Schwenke



Huskies celebrate 2-1 win over Minn. State



Scott Lieser



Joey Benke



Brian Hansen

- Overall Record: 42-9 (School Record 42 Wins)
  - NSIC Record: 26-6 (2nd Place)
  - NSIC Tournament Champions
  - NSIC Tournament MVP Travis Cariveau
- NSIC All-Tournament Team - Travis Cariveau, Joey Benke, Joe Peters & Scott Lieser
- First Time in School History as Host & No. 1 Seed in NCAA Central Region Tournament
  - Ranked No. 13 in Last NCAA Collegiate Baseball Poll
- NSIC Preseason Player of the Year - Jordan Smith
  - NSIC Player of the Year - Jordan Smith
- Six All-NSIC Team Members - 1st Team: Jordan Smith  
2nd Team: Logan Birr, Scott Lieser, Ryne Schwenke, Joey Benke, Travis Cariveau & Phil Imbolte
  - NSIC Gold Glove Winners - Jordan Smith & Brian Hansen
  - Baseball America's DII Preseason Player of the Year & All-American - Jordan Smith
  - Tino Martinez Finalists - Jordan Smith & Ryne Schwenke



Kent Koch



Phil Imbolte




Logan Birr



Travis Cariveau



The Husky bench is up cheering on another NSIC Tournament win.



Jordan Smith

• NCAA Central Region Tournament Notes - Joe Faber Field - May 19-22, 2011



Home of the Huskies

# St. Cloud State University HUSKY ATHLETICS

Athletic Media Relations - Baseball Update

For More Information Contact: Aaron Swenson or Tom Nelson 320-308-2141

## SCSU BASEBALL

### 2011 season

Record: 42-9

NSIC: 26-6 (2nd Place)



### 2011 SCSU Schedule

Date	Opponent	Time/Result
Feb. 13	at Arkansas Tech	W, 10-5
Feb. 14	at Arkansas Tech	W, 8-4/L, 8-5
March 4	vs. Minn., Crookston	W, 9-1
March 5	vs. Minn., Crookston	W, 23-1
Mar. 6-13	at Dunn Hospitality Group Classic	
March 6	vs. Missouri-St. Louis	W, 5-3
March 7	vs. UW-Parkside	W, 3-1
March 10	vs. Bellarmine	W, 4-2
March 12	vs. UW-Parkside	W, 4-3/W, 15-3
March 13	vs. UW-Parkside	W, 8-0
March 13	vs. Southern Indiana	L, 4-0
March 19	vs. Mary	Cancelled
March 20	vs. Mary	Cancelled
March 27	Eastern New Mexico	W, 6-3
March 28	Central Oklahoma	W, 10-2
April 2	Minnesota State*	L 7-6/W, 11-4
April 3	Minnesota State*	W, 3-0/W, 12-2
April 6	SMSU*	W, 12-1/W, 5-1
April 8	Winona State*	L, 8-2/L, 9-2
April 9	Winona State*	W, 2-0/L, 2-0
April 12	Bemidji State*	W, 9-4/W, 9-2
April 16	Wayne State*	W, 6-0/W, 6-3
April 17	Wayne State*	W, 4-0/W, 14-5
April 20	UMD*	W, 4-1/W, 12-4
April 22	Augustana College*	L, 9-0/W, 6-2
April 23	Augustana College*	W, 5-3/L, 10-9
April 27	Northern State*	W, 10-0
April 29	Minn., Crookston*	W, 14-4/W, 10-0
May 1	Minn., Crookston*	W, 13-1/W, 19-1
May 3	Upper Iowa*	W, 1-0/W, 10-3
May 7	Concordia-St. Paul*	W, 9-3/W, 6-3
May 8	Concordia-St. Paul*	W, 18-6
May 11	Augustana College\$	L, 5-4
May 12	Minnesota State\$	W, 2-1
May 13	Wayne State\$	W, 6-2
May 14	Augustana College\$	W, 12-5
May 15	Winona State!	W, 5-2
May 19	Augustana College#	7 p.m.
May 19-22	NCAA Central Regional	TBA
May 28-June	4NCAA Championships	TBA

- All home games played at Joe Faber Field in St. Cloud - unless otherwise indicated.

\* NSIC Game

\$ NSIC Tournament Game

! NSIC Championship

# Central Regional Tournament @ Faber Field

**Bold Indicates Home Game @ Faber Field**

### NEED INFO?

For information about SCSU Baseball please contact the St. Cloud State Athletic Media Relations Office at 320-308-2141. The baseball contacts at SCSU for 2011 is Aaron Swenson and Tom Nelson.

## 2011 SCSU Baseball News

Release Date: May 17, 2011 - NCAA Central Regional Tournament

**MAY MADNESS!!!:** The No. 13 ranked Huskies (42-9) were selected as the No. 1 seed for the NCAA Central Region Tournament and will host the tournament on May 19-22 at Joe Faber Field in St. Cloud. SCSU will be playing No. 6 seeded Augusta College (30-22) in the first round at 7 p.m. Thursday night. This is the first time in school history that SCSU has hosted the tournament. It is second straight season playing in the tournament and is the fourth appearance in school history.

### TOURNAMENT MATCHUPS:

Mesa State won the Rocky Mountain Athletic Conference Tournament title and will be the No. 2 seed. They will take on No. 5 Winona State University in the first round of play. Minnesota State University, Mankato was selected as the No. 3 seed and they will play No. 4 Nebraska-Kearney out of the RMAC.

### AGAINST AUGIE IN 2011:

SCSU is now 3-3 against Augustana College during the during the season after losing to the Vikings 5-4 in the first round of the NSIC tournament. The Huskies then pounded out 12 runs on 18 hits in 12-5 win over Augie to go to the tournament championship.

### ALL-TOURNAMENT TEAM:

Sophomore **Travis Cariveau** (Sauk Rapids), junior first baseman **Joey Benke** (Roseau), junior designated hitter **Joe Peters** (Apple Valley) and freshman pitcher **Scott Lieser** (Browerville) all made the All-Tournament Team.

### NSIC TOURNAMENT MVP:

Cariveau was named the NSIC Tournament MVP Sunday. He batted nearly .350 in the tournament (8-for-23), while scoring five runs and driving in two runs. Cariveau also had a homerun in game one of the tournament and had two doubles and two stolen bases. Defensively, he record 13 assists and 11 putouts, including numerous highlight plays from deep in the hole at shortstop.



Cariveau

### LIESER TIME:

Freshman starter Scott Lieser (Browerville) struck out seven batters and gave up six hits in seven and 2/3 innings pitched to lead the way for SCSU in the 2-1 win over Mankato. He is now a perfect 8-0 this season and has not allowed an earned run in 10 of his outings this season.

### OWNING THE MAVS:

The Huskies beat No. 9 Minnesota State University, Mankato 2-1 on a walk-off hit from Peters in the fourth game of the NSIC tournament to drop the Mavericks out of the tournament. The Huskies have won all five games against MSU this season.

### PILING UP THE WINS:

SCSU set a new school record with their 42nd win of the season, which surpasses the record of 41 set in 2010. Head coach Pat Dolan now has two 40-win seasons at SCSU and owns a 146-67-1 overall record with the program.



# 2011 ST. CLOUD STATE BASEBALL AWARD WINNERS

**Baseball America's Division II Pre-Season Player of the Year**  
Jordan Smith

**NSIC Gold Glove Winners**  
Jordan Smith  
Brian Hansen

**Baseball America's Division II Pre-Season All-America team**  
Jordan Smith

**NSIC Tournament MVP**  
Travis Cariveau

**NSIC Pre-Season Player of the Year**  
Jordan Smith

**NSIC All-Tournament Team**  
Travis Cariveau  
Joe Peters  
Joey Benke  
Scott Lieser

**NSIC Player of the Week**  
Joey Benke (March 29)  
Jordan Smith (April 4)

**Tino Martinez Award Pre-season finalists**  
Jordan Smith  
Joey Benke

**NSIC Pitcher of the Week**  
Ryne Schwenke (April 25)  
Scott Lieser (May 2)

**Tino Martinez Award Semifinalists**  
Jordan Smith  
Ryne Schwenke

**NCBWA National Pitcher of the Week**  
Scott Lieser (May 5)

**Capital One Academic All-District Five College Division Team**  
Phile Imholte

**Post Season Awards**

**NSIC Player of the Year**  
Jordan Smith

**All-NSIC First Team**  
Jordan Smith

**All-NSIC Second Team**  
Logan Birr  
Scott Lieser  
Ryne Schwenke  
Joey Benke  
Travis Cariveau  
Phil Imholte

**NSIC  
Tournament  
MVP  
#5 Travis Cariveau**



**2011 HUSKY LEADERS**

Games Played:.....51 / Jordan Smith & Brian Hansen  
Starts: .....51 / Jordan Smith & Brian Hansen  
Batting Average:......389 / Jordan Smith  
At-bats:.....199 / Brian Hansen  
Runs: .....48 / Brian Hansen  
Hits:.....74 / Jordan Smith  
Doubles: .....20 / Jordan Smith  
Triples:.....3 / Brian Hansen  
Home runs:.....7 / Jordan Smith  
RBI:.....56 / Jordan Smith  
Slugging:......626 / Jordan Smith  
Walks:.....30 / Joey Benke  
Hit by pitch: .....26 / Phil Imholte  
On-base:......493 / Phil Imholte

Stolen bases: .....20 / Phil Imholte  
Total Bases:.....119 / Jordan Smith  
Sacrifice Flies:.....7 / Brian Hansen

\* (Stats based on a minimum of 40 at-bats)

ERA: .....0.89 / Ryne Schwenke  
Wins:.....8 / Scott Lieser  
Appearances:.....19 / Ryne Schwenke & Chris Kubitz  
Complete games: .....2 / Scott Lieser  
Saves: .....8 (School Record) / Ryne Schweke  
Innings:.....59 / Scott Lieser  
Strikeouts:.....47 / Shawn Riesgraf  
Oppon. Average:......144 / Nick Maiers

\* (Stats based on a minimum of 15 innings pitched)



# St. Cloud State University Baseball Page 3 - 2011 Roster

No.	Name	Yr.	Pos.	B/T	Ht.	Wt.	Hometown
1	Jeff Heuer	SR	1B/DH	L/R	6'2"	210	Brooklyn Park, Minn.
2	Eric Loxtercamp	FR	OF	R/R	5'8"	165	Cold Spring, Minn.
3	Steve Rindelaub	SO	SS	L/R	6'0	185	St. Cloud, Minn.
4	Zac Sather	SO	3B	L/R	6'0	190	Coon Rapids, Minn.
5	Travis Cariveau	SO	SS	R/R	5'10"	170	Sauk Rapids, Minn.
7	Kent Koch - C	SR	SS	R/R	6'2"	195	Loretto, Minn.
8	Austan Bosch	JR	RHP	R/R	6'2"	175	Butte, Mont.
9	Ryan Stoll	SR	INF	R/R	6'1"	185	Brooklyn Park, Minn.
10	Phil Imholte	SO	CF	R/R	6'0	190	St. Cloud, Minn.
11	Joe Peters	JR	C/1B	L/R	6'0"	200	Apple Valley, Minn.
12	Jordan Milbrath	FR	RHP	R/R	6'7"	200	Springfield, Minn.
13	Joey Althoff	SO	C/1B	R/R	6'3"	225	Delano, Minn.
14	Jordan Smith	SO	3B/OF	R/L	6'4"	210	Willmar, Minn.
15	Scott Lieser	SO	RHP	R/R	6'3"	190	Browerville, Minn.
16	Nick Anderson	JR	RHP	R/R	6'4"	195	Brainerd, Minn.
17	Logan Birr - C	JR	RHP	R/R	6'4"	200	St. Cloud, Minn.
18	Jon Tractow	FR	OF	L/L	6'0"	200	Sherburn, Minn.
19	Nick Maiers	FR	LHP	R/L	6'0"	180	St. Cloud, Minn.
20	Kyle Fischer	FR	RHP	R/R	6-3	185	New Ulm, Minn.
21	Ryne Schwenke	SR	RHP	R/R	6'4"	195	Sigourney, Iowa
22	Travis Kulla	FR	CF	R/L	5'7"	150	Maple Grove, Minn.
23	Shawn Riesgraf	SO	LHP	L/L	6'4"	200	Chaska, Minn.
24	Nathan Voll	JR	OF	L/R	6'1"	195	Salol, Minn.
25	Brian Hansen	SO	OF	R/R	6'3"	190	Cold Spring, Minn.
26	Travis Enger	FR	C	R/R	6'3"	195	Maple Grove, Minn.
27	Chris Kubitz	FR	LHP	L/L	6'5"	195	Shakopee, Minn.
28	Dan Bendzick	FR	RHP	R/R	6'3"	190	Brainerd, Minn.
29	Garrett Fischer	FR	OF	R/R	6'3"	190	New Ulm, Minn.
31	Garrett Anderson	FR	RHP	R/R	6'5"	225	Blue Earth, Minn.
32	David Koenig	JR	LHP	L/L	6'5"	190	Clear Lake, Minn.
33	Joey Benke - C	JR	OF/1B	L/R	6'1"	195	Roseau, Minn.
34	Jeremy Ische	SR	C	R/R	6'1"	210	Norwood Young America, Minn.
RS	Jamie Kissell	JR	LHP	L/L	6'3"	160	Plymouth, Minn.
RS	Michael Jurgella	FR	C	R/R	6'1"	185	Plover, Wis.
RS	Scott Sanderson	SO	RHP	R/R	6'2"	175	Elkton, S.D.
RS	Nate Roberts	SO	C	R/R	6'1"	170	Shakopee, Minn.
RS	Geoff Rossi	FR	RHP	R/R	6-0	175	Shingle Springs, California
RS	Max Ditty	FR	SS	R/R	5'9"	160	Maple Grove, Minn.

**Head Coach:** Pat Dolan (Fourth Season)

**Assistant Coaches:** Josh Vorpahl, Ken Picha, Mike Bell, Chris Koenig, Derick Snell

**Team Assistants:** Ryan Lommel and Chris Heil

**Bat Boys:** Jonathan Bell, Durham Welch and Connor Cariveau

Athletic Media Relations Director .....	Anne Abicht
Assistant Media Relations Director (Baseball).....	Tom Nelson
AMR Graduate Assistant.....	Aaron Swenson
Office Phone .....	320-308-2141
Tom Nelson's Home Phone.....	320-654-9815
Fax.....	320-308-2099
Email.....	tcnelson@stcloudstate.edu or swaa0301@stcloudstate.edu

***Husky Baseball: Roster Breakdown***

Seniors: 5	Returns: 18
Juniors: 8	First Years: 9
Sophomores: 11	Transfers: 4
Freshman: 13	Redshirts: 3

***Husky Baseball: Where They're From***

Minnesota: 32	California: 1
Wisconsin: 1	Montana: 1
Iowa: 1	South Dakota: 1

**AMR Mailing Address**

SCSU Athletic Media Relations  
720 4th Ave. S  
St. Cloud, MN 56301



**HEAD COACH PAT DOLAN**

Coach Dolan officially began his tenure with SCSU on June 15th, 2007, and he completed his first season with the Huskies in 2008. A tested coaching veteran with a record of success, Dolan led the Huskies to a 27-23-1 overall record in 2008 - the most wins posted by the Huskies since 1999. He also led the club to a third place finish in the always rugged NCC, and a 13-12 league record.

He continued that trend of excellence in 2009, with a then school record 36 victories (36-18). SCSU also opened play in the highly competitive Northern Sun Intercollegiate Conference with a solid 15-13 record. The Dolan trend of success continued in 2010, as the Huskies set a new team record with 41 victories (41-17). The Huskies earned a trip to the NSIC playoffs with a third place record of 23-9 in league play, and they also gained SCSU's first NCAA playoff bid since 1991. At the 2010 NCAA Division II Central Regional in Farmington, N.M., the Huskies posted a 4-2 record and advanced to the regional championship game. In Dolan's 18 years as a head baseball coach his teams have captured an amazing 10 conference regular season championships. He owns a 360-250 career record during his tenure as a coach at the four-year college level, and he also coached for two seasons at Itasca C.C. with a 54-17 record. He has won over 691 games as a head coach, which includes over 280 wins at the American Legion level.



**ASSISTANT JOSH VORPAHL**

St. Cloud native and former Husky athlete, Josh Vorpahl, has joined the St. Cloud State University baseball coaching staff as an assistant coach. Vorpahl will serve as the team's pitching coach.

Vorpahl has many ties to St. Cloud and the SCSU baseball family. He was a student-athlete at St. Cloud State from 1993-95 and then again in 1998. He started his college baseball career at Itasca Community College playing for current SCSU head coach Pat Dolan. In 1998 he was voted first team all-conference and the North Central Conference Pitcher of the Year, while playing for the Huskies.



**ASSISTANT COACH KEN PICHA**

Longtime Central Minnesota prep baseball skipper Ken Picha returns to the St. Cloud State University baseball staff as an assistant coach in 2008-09. Picha served as the head varsity baseball coach at nearby Melrose High School for 29 years (1979-2007) and compiled an impressive 427-181 career record. He ranks eighth on the all-time win list among Minnesota high school baseball coaches, and his .702 career winning percentage ranks sixth among Minnesota high school coaches who have a minimum of 350 wins.

In 29 years at Melrose, Picha never had a losing season. His teams won 11 conference titles, seven district championships and his squads advanced to four state tournaments. His 1997 and 1998 teams finished second in the state baseball tournaments. Picha was voted the MSHSL Class AA Coach of the Year in 1998, and he received the Dick Siebert award in 2004.



**ASSISTANT COACH MIKE BELL**

Mike Bell works in several capacities for the baseball program at SCSU. Bell has been a Husky Dugout Club Board member since 2007, helping in the fundraising efforts for the program. In 2009-10, Bell became a regular "on field" coach in the fall months including indoor workouts in January and February. Bell brings with him a very strong and noteworthy playing and coaching career. Bell's family moved to Greenwald from the ROCORI District in 1983, when Bell was a freshman in high school. This is where Bell was introduced to SCSU Assistant Coach Ken Picha, who served as the Melrose Head Baseball Coach. Bell was selected as an All-State shortstop in 1987 under Picha.




**GRADUATE ASSISTANT COACH CHRIS KOENIG**

Coach Koenig has taken a new role with the Huskies. After three years of a key player, Koenig is now a graduate assistant with the team. He takes over Luke MacLean's position, who just recently completed his master's degree.

**COACH DERICK SNELL**

Coach Snell comes to SCSU with coaching experience with multiple youth programs, at the high school level and as a player/coach with the Monticello Polecats amateur baseball team. Snell now is the director of baseball operations working with everything from team travel, web site and facebook development, team camps to on the field coaching.





COLLEGE LINEUP TOP 30		COLLEGIATE BASEBALL NEWSPAPER POLL			NCBWA DIVISION II POLL		
May 15, 2011 Poll		May 9, 2011 Poll			May 3, 2011 Poll		
Team	Prev.	Team	Record	Last	Team	Record	Prev.
1. Grand Valley State	1	1. Grand Valley St.	45-3	1	1. West Florida [7]	42-6	1
2. West Florida	2	2. Mount Olive	39-7	3	2. Grand Valley St. [4]	39-3	2
3. Mount Olive	3	3. West Florida	44-7	1	3. Mount Olive, N.C.	39-7	3
4. Central Missouri	4	4. St. Mary's (Tex.)	42-8	4	4. St. Mary's, Texas [2]	42-8	5
5. UC San Diego	5	5. Central Missouri	42-8	5	5. UC San Diego	34-12	8
6. St. Mary's	6	6. Emporia St.	41-8	6	6. Central Missouri	38-8	9
<b>7. St. Cloud State</b>	<b>10</b>	7. U.C. San Diego	38-12	7	7. Millersville, Pa.	37-8	6
8. Barry	9	8. Millersville	37-8	8	8. Southern Conn. St.	34-4-1	13
9. Southern Arkansas	14	9. Francis Marion	36-13	9	9. Minnesota State	33-8	11
10. UNC Pembroke	17	10. N.C. Pembroke	39-10	10	10. Francis Marion	35-12	12
11. Tampa	11	11. Southern Conn. St.	37-4-1	14	11. North Alabama	34-10	10
12. Southern Indiana	13	12. Barry	35-15	10	12. Emporia State	37-8	4
13. Minnesota State	8	13. Minnesota State	39-8	17	<b>13. St. Cloud State</b>	<b>33-8</b>	<b>22</b>
14. Emporia State	7	14. Columbus St.	32-16	12	14. Southern Indiana	28-12	14
15. Francis Marion	15	15. Tampa	35-15	13	15. Franklin Pierce	33-10	7
16. Millersville	16	16. Southern Arkansas	35-13	RV	16. Barry, Fla.	35-15	18
17. Franklin Pierce	19	17. Georgia College	35-16	15	t17. Mercyhurst, Pa.	34-10	17
18. North Alabama	18	18. Catawba	40-13	18	t17. UNC Pembroke	38-10	T24
19. Southern Connecticut	12	19. Incarnate Word	35-14	19	19. Chico State, Calif.	27-14	15
20. Nova Southeastern	22	20. Southern Indiana	34-15	26	20. Tampa	32-15	T24
21. Harding	21	21. Mercyhurst	35-10	22	21. Tarleton State	35-11	20
22. Florida Southern	20	22. Franklin Pierce	35-11	23	22. Dixie State	32-15	RV
23. Mercyhurst	24	23. Armstrong Atlantic St.	33-16	21	23. Seton Hill, Pa.	29-10	NR
24. Southeastern Oklahoma	25	24. North Alabama	35-12	16	t24. Incarnate Word	33-14	RV
25. Adelphi	NR	25. Western Oregon	33-13	24	t24. Columbus State	31-15	RV
26. Catawba	26	<b>26. St. Cloud State</b>	<b>38-8</b>	<b>28</b>	<b>Also receiving votes:</b> Adelphi, N.Y. (29-11-1) 22; Nova Southeastern, Fla. (32-14) 21; Catawba, N.C. (39-11) 19; Metro State, Colo. (28-12) 17; Wayne State, Mich. (26-15) 14; Western Oregon (30-12); Winona State, Minn. (27-12) 12; UMass Lowell (33-8) 10; Florida Southern (27-14) 7; Cameron, Okla. (30-14) 7; Wilmington, Del. (32-8) 7; Georgia College (35-15) 3; Harding, Ark. (37-10) 3; Sonoma State, Calif. (29-16) 3; Nebraska-Omaha (30-16) 2.		
27. Columbus State	23	27. Sonoma St.	33-17	RV	<b>Dropped out:</b> Catawba, S.C. (16); Winona State, Minn. (19); Wilmington, Del. (21); Sonoma State, Calif. (23).		
28. Western Oregon	29	28. Nova S.E.	33-16	24			
29. Georgia College	27	29. Massachusetts-Lowell	35-10	28			
30. Limestone	28	30. Florida Southern	29-15	30			
<b>Dropped out:</b> Sonoma State		Harding	39-11	—			
		<b>Also Receiving Votes:</b> Cal. Poly Pomona (6), Nebraska-Omaha (6), Wayne St., MI (6), Cal. St. Chico (4), Quincy (4), S.E. Oklahoma St. (4), Limestone (4), Tarleton St. (2), North Georgia (2), Wingate (2), Missouri Science & Technology (2), Seton Hill (1), Slippery Rock (1), California, PA (1), Adelphi (1), Nebraska-Kearney (1), Winona (1), Mesa St. (1), Metro St. (1), Ashland (1), Northern Kentucky (1), Drury (1).					


NCAA CENTRAL REGIONAL TOURNAMENT SEEDING			
Rk.	Team	Overall	Conference
1.	St. Cloud State	42-9	26-6
2.	Mesa State	33-19	26-14
3.	Minnesota State	39-10	31-3
4.	Nebraska-Kearney	35-17	27-11
5.	Winona State	35-16	25-9
6.	Augustana	30-22	20-12



# 2011 NSIC TOURNAMENT CHAMPIONS!!!



The Huskies celebrate winning the NSIC tournament championship and setting a school record for wins in a season after a 5-3 win over Winona State University on May 15 at Franklin Rogers Park in Mankato, Minn.



NSIC All- Tournament Team Members (L-R): Joey Benke, Joe Peters, Travis Cariveau and Scott Lieser.

## 2011 NSIC Baseball All-Tournament Team

- C - Kyle Sill, Winona State
- 1B - Joey Benke, St. Cloud State
- 2B - Derek Wojcik, Winona State
- 3B - Charlie Dubanoski, Augustana
- Ss - Travis Cariveau, St. Cloud State
- OF - Nate Bauman, Augustana
- OF - Joe Kley, Winona State
- OF - Mike Bisenius, Wayne State
- DH - Joe Peters, St. Cloud State
- P - Scott Lieser, St. Cloud State
- P - Collin Sinogel, Minnesota Duluth

**NSIC Tournament MVP**  
Travis Cariveau, St. Cloud State



**2011 NSIC BASEBALL TOURNAMENT BRACKET**

**If four teams remain after Game 6**

(1) Minnesota State 0

Game 2  
Wed. - 3:30 pm

(6) Minnesota Duluth 3  
Winner Game 2

(6) Minnesota Duluth 5

Game 5  
Thurs. - 3:30 pm

(4) Wayne State 8  
Loser Game 3

(3) Winona State 11

Game 3  
Wed. - 7:00 pm

(3) Winona State 2  
Winner Game 3

(4) Wayne State 5

Game 6  
Thurs. - 7:00 pm

(2) St. Cloud State 4

Game 1  
Wed. - 12:00 pm

(5) Augustana 12  
Winner Game 1

(5) Augustana 5

Loser Game 6

(2) St. Cloud State 2  
Loser Game 1

Game 7  
Fri. 12:00 pm

Game 4  
Thurs. - 3:30 pm  
MSU Baseball Complex

Winner Game 4

(1) Minnesota State 1  
Loser Game 2

All Tournament Games 9 Innings

Games 1, 2 and 3 will be played on the first day; Games 4, 5 and 6 will be played on the second day; Games 7, 8 and 9 will be played on the third day, and Games 10 and 11 will be played on the fourth day.

All games at Franklin Rogers Park in Mankato, Minn. (unless noted)



NSIC All- Tournament Team Members from St. Cloud State and Winona State after the Huskies take home the title.

**If five teams remain after Game 6 and two after Game 9**

(6) Minnesota Duluth 2  
Loser Game 5

Game 7  
Fri. - 12:00 pm

(3) Winona State 9  
Winner Game 7

(3) Winona State 5  
Loser Game 6

Game 9  
Fri. - 7:00 pm

(5) Augustana 7  
Winner Game 6

(4) Wayne State 2  
Game 8  
Fri. - 3:30 pm

(2) St. Cloud State 6  
Winner Game 4

TM

**If five teams remain after Game 6 and three after Game 9**

(5) Augustana 5  
Loser Game 9  
Game 10  
Sat. - 12:00 pm  
(2) St. Cloud State 12  
Winner Game 8

(3) Winona State 3  
Winner Game 9  
Game 11  
Sun. 12:00 pm  
(2) St. Cloud State 5  
Winner Game 10

(2) St. Cloud State  
2011 NSIC Baseball  
Tournament Champion



# 2011 NCAA CENTRAL REGION TOURNAMENT



## No. 1 St. Cloud State Huskies

**Overall Record:** 42-9  
**NSIC Record:** 26-6  
**Team ERA:** 2.82  
**Runs Per-Game:** 7.59  
**Key Batter:** Jordan Smith - .389 Avg. / 56 RBI  
**Top Pitcher:** Scott Lieser - 3.20 ERA (8-0)

**Head Coach:** Pat Dolan (4th Season)  
**Assistant Coaches:** Josh Vorpahl, Ken Picha, Mike Bell, Chris Koenig & Derick Snell



## No. 6 Augustana College Vikings

**Overall Record:** 30-22  
**NSIC Record:** 20-12  
**Team ERA:** 4.47  
**Runs Per-Game:** 7.17  
**Key Batter:** Nate Baumann - .390 Avg. / 13 HR  
**Top Pitcher:** Tyson Gau - 3.63 ERA (7-2)

**Head Coach:** Tim Huber (3rd Season)  
**Assistant Coaches:** Mark Moriarty & Jared Powell



## No. 2 Mesa State College Mavericks

**Overall Record:** 33-19  
**RMAC Record:** 26-14  
**Team ERA:** 4.54  
**Runs Per-Game:** 6.06  
**Key Batter:** Greg Anderson - .420 Avg. / 45 RBI  
**Top Pitcher:** Jared Christensen - 2.95 ERA (7-3)

**Head Coach:** Chris Hanks (13th Season)  
**Assistant Coaches:** Steve Woytek, Blaine Berdnades, Sean McKinney & Jeff Rogers.



## No. 5 Winona State Warriors

**Overall Record:** 35-16  
**NSIC Record:** 25-9  
**Team ERA:** 3.61  
**Runs Per-Game:** 7.18  
**Key Batter:** Joey Kley - .356 Avg. / 61 RBI  
**Top Pitcher:** Kodey Simon - 1.82 ERA (5-2)

**Head Coach:** Kyle Pook (7th Season)  
**Assistant Coaches:** Seth Wing, Joe Korneta, Patrick Reilly & Nick Nook



## No. 3 Minnesota State Mavericks

**Overall Record:** 39-10  
**NSIC Record:** 31-3  
**Team ERA:** 2.41  
**Runs Per-Game:** 7.43  
**Key Batter:** Patrick Dockendorf - .372 Avg. / 7 HR  
**Top Pitcher:** Blake Schwartz - 2.19 ERA (10-2)

**Head Coach:** Matt Magers (3rd Season)  
**Assistant Coaches:** Adam Christ, Tink Larson, Shaun Wegner & Dave Williams



## No. 4 Nebraska-Kearney Lopers

**Overall Record:** 35-17  
**RMAC Record:** 27-11  
**Team ERA:** 5.40  
**Runs Per-Game:** 7.58  
**Key Batter:** Andrew Haake - .389 Avg. / 10 HR  
**Top Pitcher:** Roy Metter - 3.93 ERA (8-3)

**Head Coach:** Damon Day (8th Season)  
**Assistant Coaches:** Tre Howell, Jason Miller, Nate Swearer, Ryan Seefus & Sam Baldwin



# St. Cloud State University Baseball Page 9 - Central Region

## 2011 DIVISION II NCAA FIELD

School	Appearances	Last App.
Adelphi	16	2009
Augustana	First	--
Barry	3	2009
Cal Poly Pomona 8	1993	
Catawba	6	2010
Central Missouri	25	2010
Columbus State	23	2010
Concord	4	2009
Dowling	7	2009
East Stroudsburg	2	1985
Emporia State	9	2010
Francis Marion	7	2010
Franklin Pierce	8	2010
Grand Valley St.	12	2010
Harding	First	---
Incarnate Word	4	2010
Massachusetts-Lowell	18	2007
Mercyhurst	8	2009
Mesa State	11	2010
Millersville	3	2000
Minnesota State	30	2010
Missouri S&T	2	1972
Mount Olive	10	2010
Nebraska-Kear.	4	2010
North Alabama	11	1999
N. Carolina-Pem. First	---	
N. Kentucky	12	2010
Nova Southeastern First	---	
Quincy	4	2006
St. Cloud State	4	2010
St. Mary's	4	2010
Seton Hill	2	2010
Sonoma State	11	2009
Southeast. Okla. St.	4	2003
Southern Ark.	6	2010
South. Conn.State 6	2010	
Southern Indiana	10	2010
Stillman	4	2009
Tampa	26	2010
Tarleton State	2	1998
UC San Diego	5	2010
Wayne State (Mich.) 4	2010	
West Florida	3	2010
Western Oregon	6	2009
Wilmington (Del.) 3	2009	
Wingate	5	2001
Winona State	5	2010
Winston-Salem State First	---	

## 2011 CENTRAL REGION FIELD

Thursday, May 19		
Game	Teams	Time/Result
Game #2	#2 Mesa State vs. #5 Winona State	Noon
Game #3	#3 Minn. State vs. #4 Neb. Kearney	3:30 p.m.
Game #1	#1 St. Cloud State vs. #6 Augustana	7:00 p.m.
Friday, May 20		
Game	Teams	Time/Result
Game #4	Loser Game #1 vs. Loser Game #2	Noon
Game #5	Winner Game #1 vs. Loser game #3	3:30 p.m.
Game #6	Winner Game #2 vs. Winner Game #3	7:00 p.m.
Saturday, May 21		
Game	Teams	Time/Result
Game #7	Winner Game #5 vs. Winner Game #6	Noon
Game #8	Loser #6 vs. Winner Game #4	3:30 p.m.
Game #9	Loser Game #7 vs. Winner Game #8	7:00 p.m.
Sunday, May 22		
Game	Teams	Time/Result
Game #10	Winner Game #7 vs. Winner Game #9	Noon
Game #11	Winner Game #7 vs. Loser Game #10	3:30 p.m.
(Game 11: If needed)		
Monday, May 23 - Rain Date		

2011 NCAA Division II Central Region Tournament

**BASEBALL**

May 19-22, 2011  
Joe Faber Field  
St. Cloud, MN



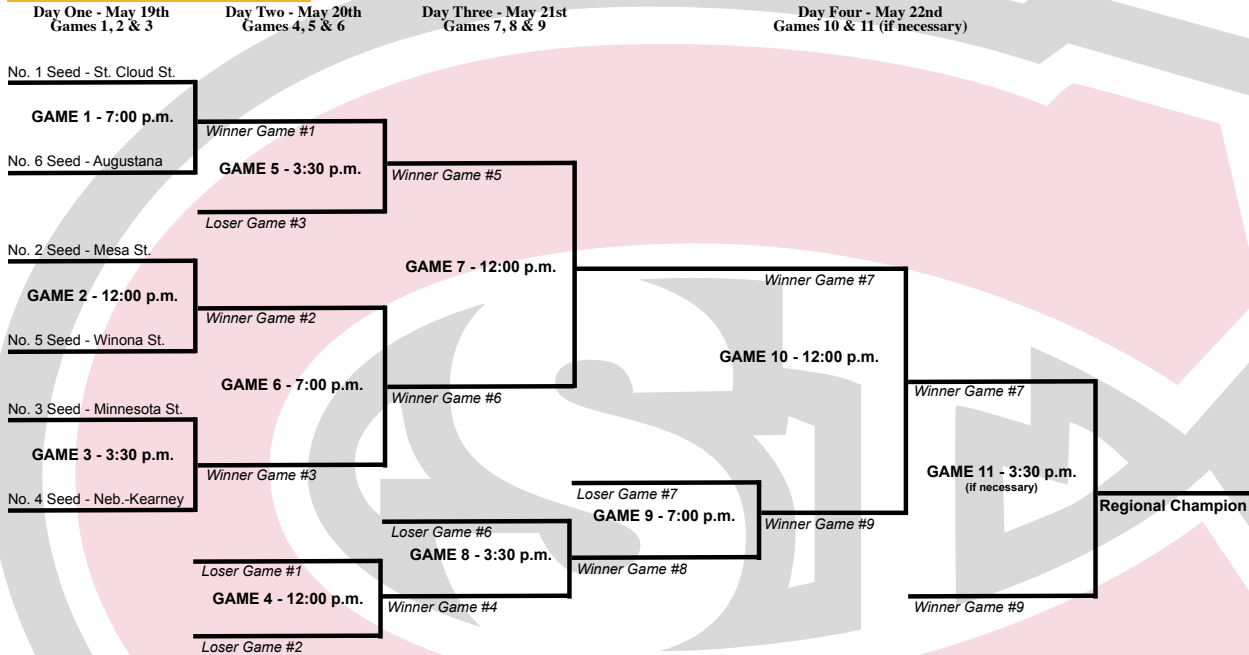
# 2011 NCAA CENTRAL REGION BRACKET



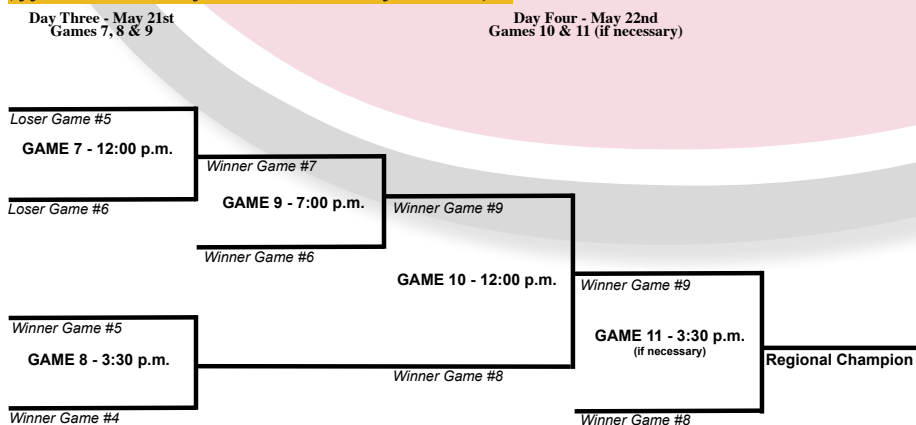
## 2011 NCAA Division II Baseball Championship Regionals

Six-Team Central Regional Bracket (four-day/double elimination) - St. Cloud, Minn.

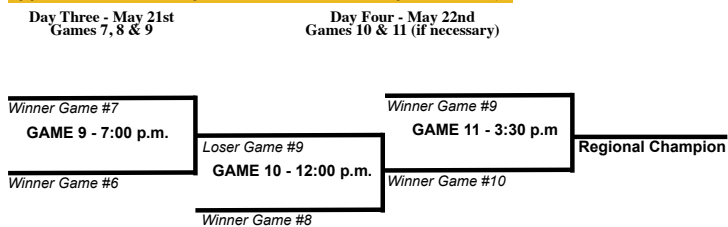
**(If four teams remain after Game 6)**



**(If five teams remain after Game 6, and two after Game 9)**



**(If five teams remain after Game 6, and three after Game 9)**





**The Automated ScoreBook**  
**Overall Statistics for St. Cloud State (as of May 16, 2011)**  
**(All games Sorted by Batting avg)**

Record: 42-9 Home: 14-3 Away: 11-5 Neutral: 17-1 Conference: 26-6

Player	avg	gp-gs	ab	r	h	2b	3b	hr	rbi	tb	slg%	bb	hp	so	gdp	ob%	sf	sh	sb-att	po	a	e	fld%	
14 Smith, Jordan	.389	51-51	190	45	74	20	2	7	56	119	.626	18	5	16	2	.447	4	1	9-14	29	87	9	.928	
11 Peters, Joe	.350	42-31	80	25	28	7	1	1	17	40	.500	22	1	5	2	.495	0	2	2-2	87	7	0	1.000	
5 Cariveau, Travis	.344	46-46	180	47	62	11	1	4	33	87	.483	17	2	10	0	.401	3	1	6-8	70	118	16	.922	
10 Imholte, Phil	.339	49-41	112	29	38	6	0	2	25	50	.446	9	26	25	2	.493	1	11	20-28	63	2	0	1.000	
25 Hansen, Brian	.327	51-51	199	48	65	14	3	0	39	85	.427	11	3	12	4	.359	7	4	12-17	115	5	2	.984	
33 Benke, Joey	.325	46-46	157	42	51	12	2	5	44	82	.522	30	5	15	1	.439	4	0	3-4	252	15	1	.996	
13 Althoff, Joey	.308	39-33	104	19	32	5	0	4	21	49	.471	10	1	16	2	.371	1	1	3-4	166	16	2	.989	
3 Rindelaub, Steve	.308	43-24	91	18	28	3	0	1	13	34	.374	13	3	13	1	.404	2	2	0-1	45	60	14	.882	
26 Enger, Travis	.307	44-35	114	16	35	8	1	1	20	48	.421	12	1	15	2	.375	1	3	1-1	214	28	4	.984	
29 Fischer, Garrett	.299	50-31	127	30	38	5	0	0	11	43	.339	12	0	24	2	.357	1	7	11-14	52	3	2	.965	
7 Koch, Kent	.275	45-36	120	20	33	10	1	1	30	48	.400	17	3	8	2	.373	2	2	5-6	76	65	7	.953	
1 Heuer, Jeff	.271	33-24	85	14	23	6	0	1	13	32	.376	6	2	14	1	.326	2	0	2-3	0	0	0	.000	
-----																								
21 Schwenke, Ryne	.667	22-0	3	1	2	0	0	0	1	2	.667	0	0	0	0	.667	0	0	0-0	4	7	1	.917	
2 Loxtercamp, Eric	.571	3-2	7	5	4	1	0	1	2	8	1.143	2	1	1	0	.700	0	0	0-0	7	1	0	1.000	
18 Traetow, Jon	.389	21-6	36	8	14	3	0	2	6	23	.639	2	0	11	0	.421	0	0	0-0	5	2	0	1.000	
34 Ische, Jeremy	.300	14-1	10	1	3	0	0	0	1	3	.300	2	1	2	0	.462	0	0	0-0	21	0	0	1.000	
22 Kulla, Travis	.250	33-0	8	10	2	1	0	0	1	3	.375	0	1	4	0	.333	0	0	1-2	6	0	0	1.000	
4 Sather, Zac	.250	10-0	8	2	2	0	0	0	2	2	.250	2	0	3	0	.400	0	0	0-0	2	6	0	1.000	
24 Voll, Nathan	.250	8-0	8	2	2	0	0	0	2	2	.250	2	0	3	0	.400	0	0	0-0	2	1	0	1.000	
9 Stoll, Ryan	.091	11-0	11	3	1	0	0	0	0	1	.091	2	0	6	0	.231	0	0	0-0	3	2	0	1.000	
15 Lieser, Scott	.000	17-9	2	1	0	0	0	0	0	0	.000	0	1	0	0	.333	0	0	0-0	6	12	0	1.000	
8 Bosch, Austan	.000	13-4	1	0	0	0	0	0	0	0	.000	0	0	1	0	.000	0	0	0-0	2	6	0	1.000	
23 Riesgraf, Shawn	.000	13-11	1	0	0	0	0	0	0	0	.000	0	0	0	0	.000	0	0	0-0	2	6	1	.889	
16 Anderson, Nick	.000	9-9	0	0	0	0	0	0	0	0	.000	0	0	0	0	.000	0	0	0-0	1	14	0	1.000	
32 Koenig, David	.000	16-0	0	0	0	0	0	0	0	0	.000	0	0	0	0	.000	0	0	0-0	0	4	0	1.000	
19 Maiers, Nick	.000	13-4	0	0	0	0	0	0	0	0	.000	0	0	0	0	.000	0	0	0-0	0	6	1	.857	
31 Anderson, Garrett	.000	8-0	0	0	0	0	0	0	0	0	.000	0	0	0	0	.000	0	0	0-0	1	2	0	1.000	
27 Kubitz, Chris	.000	19-0	0	0	0	0	0	0	0	0	.000	0	0	0	0	.000	0	0	0-0	1	1	0	1.000	
20 Fischer, Kyle	.000	11-6	0	1	0	0	0	0	0	0	.000	0	0	0	0	.000	0	0	0-0	3	5	1	.889	
17 Birr, Logan	.000	13-9	0	0	0	0	0	0	0	0	.000	0	0	0	0	.000	0	0	0-0	2	11	2	.867	
Totals	.325	51	1654	387	537	112	11	30	337	761	.460	189	56	204	21	.406	28	34	75-104	1237	492	63	.965	
Opponents	.226	51	1530	154	346	65	4	24	145	491	.321	149	35	358	10	.307	10	22	46-69	1194	523	102	.944	

LOB - Team (381), Opp (355). DPs turned - Team (31), Opp (37). TPs turned - Team (0), Opp (1). CI - Team (0), Opp (1). IBB - Team (6), Smith,J 3, Benke, J 2, Enger,T 1, Opp (2). Picked off - Traetow,J 3, Imholte,P 2, Smith,J 2, Cariveau,T 2, Althoff,J 1, Fischer,G 1, Hansen,B 1, Heuer,J 1.

**(All games Sorted by Earned run avg)**

Player	era	w-l	app	gs	cg	sho	sv	ip	h	r	er	bb	so	2b	3b	hr	b/avg	wp	hp	bk	sfa	sha
18 Traetow, Jon	0.00	0-0	1	0	0	0/0	0	1.0	0	0	0	0	1	0	0	0	.000	0	0	0	0	0
21 Schwenke, Ryne	0.89	2-0	19	0	0	0/2	8	30.1	16	3	3	9	35	2	1	2	.147	1	2	0	0	0
32 Koenig, David	2.01	0-0	16	0	0	0/2	0	22.1	17	5	5	4	20	3	1	1	.210	0	2	0	0	0
19 Maiers, Nick	2.04	4-0	13	4	0	0/1	0	35.1	17	13	8	20	30	1	1	1	.144	6	3	0	2	2
17 Birr, Logan	2.04	5-3	13	9	0	0/1	0	57.1	54	21	13	19	44	11	0	1	.251	5	4	0	2	3
27 Kubitz, Chris	2.08	3-0	19	0	0	0/1	0	21.2	14	5	5	9	31	0	0	2	.177	1	2	0	0	0
14 Smith, Jordan	2.25	0-1	2	0	0	0/0	1	4.0	3	2	1	2	4	1	0	0	.214	1	0	0	0	0
8 Bosch, Austan	2.32	1-1	12	4	0	0/0	2	31.0	31	12	8	9	19	5	0	4	.261	1	3	0	1	2
20 Fischer, Kyle	2.49	7-0	9	6	0	0/0	0	43.1	33	13	12	17	37	9	0	2	.205	1	1	1	2	2
15 Lieser, Scott	3.20	8-0	14	9	2	2/2	1	59.0	63	24	21	10	46	14	1	1	.268	4	4	1	1	2
23 Riesgraf, Shawn	3.86	7-1	12	11	0	0/1	0	51.1	47	22	22	17	47	9	0	6	.247	1	4	1	1	2
16 Anderson, Nick	4.87	4-3	8	8	1	1/1	0	44.1	46	27	24	17	28	9	0	4	.272	4	6	1	1	9
31 Anderson, Garrett	5.56	1-0	8	0	0	0/0	0	11.1	5	7	7	16	16	1	0	0	.135	4	4	0	0	0
Totals	2.82	42-9	51	51	3	8/5	12	412.1	346	154	129	149	358	65	4	24	.226	29	35	4	10	22
Opponents	6.24	9-42	51	51	8	3/1	4	398.0	537	387	276	189	204	112	11	30	.325	33	56	3	28	34

PB - Team (10), Enger,T 6, Althoff,J 4, Opp (8). Pickoffs - Team (6), Riesgraf,S 2, Kubitz,C 1, Lieser,S 1, Birr, L 1, Enger,T 1, Opp (10). SBA/ATT - Enger,T (28-40), Althoff,J (16-25), Riesgraf,S (9-12), Anderson,N (9-10), Birr, L (6-9), Maiers, N (5-8), Bosch,A (4-8), Fischer,K (1-6), Koenig,D (5-6), Lieser,S (4-5), Kubitz,C (2-3), Ische,J (2-2), Schwenke,R (1-1), Smith,J (0-1).



The Automated ScoreBook  
 Game Results for St. Cloud State (as of May 16, 2011)  
 (All games)

Date	Opponent	Score	Inns	Overall	Conference	Pitcher of record	Attend	Time
Feb 13, 2011	at Arkansas Tech	w 10-5	9	1-0-0	0-0-0	Fischer,K (W 1-0)	120	3:00
Feb 14, 2011	at Arkansas Tech-1	w 8-4	(8)	2-0-0	0-0-0	Riesgraf,S (W 1-0)	90	2:20
Feb 14, 2011	at Arkansas Tech-2	L 5-8	9	2-1-0	0-0-0	Bosch,A (L 0-1)	115	2:20
Mar 04, 2011	vs Minnesota, Crookston	w 9-1	9	3-1-0	0-0-0	Fischer,K (W 2-0)	55	2:30
Mar 05, 2011	vs Minnesota, Crookston	w 23-1	9	4-1-0	0-0-0	Riesgraf,S (W 2-0)	76	3:00
Mar 06, 2011	vs Missouri-St. Louis	w 5-3	9	5-1-0	0-0-0	Lieser,S (W 1-0)	50	2:29
Mar 07, 2011	vs Wisconsin-Parkside	w 3-1	9	6-1-0	0-0-0	Birr, L (W 1-0)	50	2:14
Mar 10, 2011	vs Bellarmine	w 4-2	9	7-1-0	0-0-0	Lieser,S (W 2-0)	35	2:39
Mar 12, 2011	vs Wisconsin-Parkside-1	w 4-3	9	8-1-0	0-0-0	Maiers, N (W 1-0)	75	2:02
Mar 12, 2011	vs Wisconsin-Parkside-2	w 15-3	7	9-1-0	0-0-0	Fischer,K (W 3-0)	75	1:57
Mar 13, 2011	vs Wisconsin-Parkside	w 8-0	9	10-1-0	0-0-0	Birr, L (W 2-0)	85	2:10
Mar 13, 2011	at Southern Indiana	L 0-4	9	10-2-0	0-0-0	Anderson,N (L 0-1)	125	2:00
Mar 27, 2011	vs Eastern New Mexico	w 6-3	9	11-2-0	0-0-0	Riesgraf,S (W 3-0)	45	2:30
Mar 28, 2011	at Central Oklahoma	w 10-2	9	12-2-0	0-0-0	Fischer,K (W 4-0)	35	2:58
* Apr 01, 2011	at Minnesota State-1	L 6-7	7	12-3-0	0-1-0	Birr, L (L 2-1)	63	2:01
* Apr 01, 2011	at Minnesota State-2	w 11-4	9	13-3-0	1-1-0	Riesgraf,S (W 4-0)	63	2:28
* Apr 02, 2011	at Minnesota State-1	w 3-0	7	14-3-0	2-1-0	Anderson,N (W 1-1)	281	1:43
* Apr 02, 2011	at Minnesota State-2	w 12-2	9	15-3-0	3-1-0	Fischer,K (W 5-0)	261	2:38
* Apr 06, 2011	vs Southwest Minnesota	w 12-1	7	16-3-0	4-1-0	Birr, L (W 3-1)	207	2:05
* Apr 06, 2011	vs Southwest Minnesota-2	w 5-1	9	17-3-0	5-1-0	Lieser,S (W 3-0)	223	2:01
* Apr 08, 2011	WINONA STATE-1	L 2-8	(8)	17-4-0	5-2-0	Anderson,N (L 1-2)	247	2:03
* Apr 08, 2011	WINONA STATE-2	L 1-9	9	17-5-0	5-3-0	Riesgraf,S (L 4-1)	245	2:30
* Apr 09, 2011	WINONA STATE-1	w 2-0	7	18-5-0	6-3-0	Lieser,S (W 4-0)	377	1:32
* Apr 09, 2011	WINONA STATE-2	L 0-2	9	18-6-0	6-4-0	Birr, L (L 3-2)	377	1:37
* Apr 12, 2011	BEMIDJI STATE-1	w 9-4	7	19-6-0	7-4-0	Kubitz,C (W 1-0)	276	2:06
* Apr 12, 2011	BEMIDJI STATE-2	w 9-2	9	20-6-0	8-4-0	Maiers, N (W 2-0)	314	2:00
* Apr 17, 2011	WAYNE STATE COLLEGE-1	w 6-0	7	21-6-0	9-4-0	Anderson,N (W 2-2)	348	1:58
* Apr 17, 2011	WAYNE STATE COLLEGE-2	w 6-3	9	22-6-0	10-4-0	Birr, L (W 4-2)	358	2:19
* Apr 18, 2011	WAYNE STATE COLLEGE-1	w 4-0	7	23-6-0	11-4-0	Lieser,S (W 5-0)	112	1:36
* Apr 18, 2011	WAYNE STATE COLLEGE-2	w 14-5	9	24-6-0	12-4-0	Kubitz,C (W 2-0)	112	2:08
* Apr 21, 2011	MINNESOTA DULUTH-1	w 4-1	7	25-6-0	13-4-0	Maiers, N (W 3-0)	126	1:42
* Apr 21, 2011	MINNESOTA DULUTH-2	w 12-4	9	26-6-0	14-4-0	Bosch,A (W 1-1)	134	2:09
* Apr 22, 2011	at Augustana (SD)-1	L 0-9	7	26-7-0	14-5-0	Anderson,N (L 6-1)	133	1:51
* Apr 22, 2011	at Augustana (SD)-2	w 6-2	9	27-7-0	15-5-0	Kubitz,C (W)	99	2:33
* Apr 23, 2011	at Augustana (SD)-1	w 5-3	7	28-7-0	16-5-0	Schwenke,R (W 1-0)	142	1:59
* Apr 23, 2011	at Augustana (SD)-2	L 9-10	9	28-8-0	16-6-0	Smith,J (L 0-1)	145	2:25
* Apr 26, 2011	vs Northern State-1	w 10-0	7	29-8-0	17-6-0	Lieser,S (W 6-0)	33	2:10
* Apr 29, 2011	at #13 Minnesota, Crookston-1	w 14-4	7	30-8-0	18-6-0	Birr, L (W 5-2)	118	2:26
* Apr 29, 2011	at #13 Minnesota, Crookston-2	w 10-0	7	31-8-0	19-6-0	Riesgraf,S (W 5-1)	118	1:52
* May 01, 2011	vs Minnesota, Crookston-1	w 13-1	7	32-8-0	20-6-0	Anderson,G (W)	150	2:00
* May 01, 2011	vs Minnesota, Crookston-2	w 19-1	7	33-8-0	21-6-0	Anderson,N (W 3-3)	150	2:30
* May 03, 2011	UPPER IOWA-1	w 1-0	7	34-8-0	22-6-0	Lieser,S (W 7-0)	146	1:33
* May 03, 2011	UPPER IOWA-2	w 10-3	9	35-8-0	23-6-0	Maiers, N (W 4-0)	177	2:25
* May 07, 2011	CONCORDIA-ST. PAUL-1	w 9-3	7	36-8-0	24-6-0	Fischer,K (W 6-0)	402	2:16
* May 07, 2011	CONCORDIA-ST. PAUL-2	w 6-3	9	37-8-0	25-6-0	Riesgraf,S (W 6-1)	402	2:35
* May 08, 2011	at Concordia-St. Paul-1	w 18-6	7	38-8-0	26-6-0	Lieser,S (W 8-0)	180	3:00
May 11, 2011	vs Augustana (SD)	L 4-5	9	38-9-0	26-6-0	Birr, L (L 5-3)	232	2:43
May 12, 2011	#9 MINNESOTA STATE	w 2-1	9	39-9-0	26-6-0	Schwenke,R (W 2-0)	112	1:56
May 13, 2011	vs Wayne State College	w 6-2	9	40-9-0	26-6-0	Riesgraf,S (W 7-1)	185	1:48
May 14, 2011	vs Augustana (SD)	w 12-5	9	41-9-0	26-6-0	Anderson,N (W 4-3)	176	2:24
May 15, 2011	vs Winona State	w 5-3	9	42-9-0	26-6-0	Fischer,K (W 7-0)	121	2:21

( ) extra inning game



# St. Cloud State University Baseball Page 13 - 2011 Stats

## The Automated ScoreBook Games Summary for St. Cloud State (as of May 16, 2011) (All games)

Score by innings	1	2	3	4	5	6	7	8	9	Total
St. Cloud State	57	60	37	59	49	47	47	19	12	387
Opponents	24	24	16	28	18	8	20	7	9	154

### Record when ...

Overall	42-9	After 6 leading	37-0
Conference	26-6	..... trailing	2-8
Non-Conference	16-3	..... tied	3-1
Home games	14-3	After 7 leading	22-0
Away games	11-5	..... trailing	0-4
Neutral site	17-1	..... tied	2-2
Day games	39-7	After 8 leading	23-0
Night games	3-2	..... trailing	0-5
vs Left starter	10-2	..... tied	1-1
vs Right starter	32-7	Hit 0 home runs	26-4
1-Run games	3-3	... 1 home run	11-3
2-Run games	6-1	... 2+ home runs	5-2
5+Run games	23-3	Opponent 0 home runs	31-4
Extra innings	1-1	..... 1 home run	6-3
Shutouts	8-3	..... 2+ HRs	5-2
Scoring 0-2 runs	3-5	Made 0 errors	13-2
..... 3-5 runs	10-2	... 1 error	15-4
..... 6-9 runs	12-2	... 2+ errors	14-3
..... 10+ runs	17-0	Opp. made 0 errors	4-2
Opponent 0-2 runs	23-1	..... 1 error	11-5
..... 3-5 runs	18-2	..... 2+ errors	27-2
..... 6-9 runs	1-5	Out-hit opponent	35-1
..... 10+ runs	0-1	Out-hit by opponent	6-8
Scored in 1st inning	24-1	Hits are tied	1-0
Opp. scored in 1st	6-6		
Scores first	34-1		
Opp. scores first	8-8		

### Record when team scores:

Runs	0	1	2	3	4	5	6	7	8	9	10+
W-L	0-3	1-1	2-1	2-0	4-1	4-1	6-1	0-0	2-0	4-1	17-0

### Record when opponent scores:

Runs	0	1	2	3	4	5	6	7	8	9	10+
W-L	8-0	9-0	6-1	10-0	5-1	3-1	1-0	0-1	0-2	0-2	0-1

### Record when leading after:

Inn.	1	2	3	4	5	6	7	8
W-L	22-1	27-2	32-1	33-0	36-1	37-0	22-0	23-0

### Record when trailing after:

Inn.	1	2	3	4	5	6	7	8
W-L	3-6	7-5	7-6	5-7	3-8	2-8	0-4	0-5

### Record when tied after:

Inn.	1	2	3	4	5	6	7	8
W-L	17-2	8-2	3-2	4-2	3-0	3-1	2-2	1-1

Current winning streak: 4  
 Longest winning streak: 10  
 Longest losing streak: 2

Home attendance : 4265 ( 17 dates avg = 250 )  
 Away attendance : 4111 ( 34 dates avg = 120 )  
 Total attendance: 8376 ( 51 dates avg = 164 )



**The Automated ScoreBook**  
**Batting Leaders for St. Cloud State (as of May 16, 2011)**  
**(All games)**

Hitting minimums - 1 Games 15 AB 1.0 AB/Game  
 Pitching minimums - 1 Games

<b>Batting avg</b>		<b>Slugging pct</b>		<b>On base pct</b>	
1. 14 Smith, Jordan	.389	1. 14 Smith, Jordan	.626	1. 11 Peters, Joe	.495
2. 11 Peters, Joe	.350	2. 33 Benke, Joey	.522	2. 10 Imholte, Phil	.493
3. 5 Cariveau, Travis	.344	3. 11 Peters, Joe	.500	3. 14 Smith, Jordan	.447
4. 10 Imholte, Phil	.339	4. 5 Cariveau, Travis	.483	4. 33 Benke, Joey	.439
5. 25 Hansen, Brian	.327	5. 13 Althoff, Joey	.471	5. 3 Rindelaub, Steve	.404
<b>Runs scored</b>		<b>Hits</b>		<b>Runs batted in</b>	
1. 25 Hansen, Brian	48	1. 14 Smith, Jordan	74	1. 14 Smith, Jordan	56
2. 5 Cariveau, Travis	47	2. 25 Hansen, Brian	65	2. 33 Benke, Joey	44
3. 14 Smith, Jordan	45	3. 5 Cariveau, Travis	62	3. 25 Hansen, Brian	39
4. 33 Benke, Joey	42	4. 33 Benke, Joey	51	4. 5 Cariveau, Travis	33
5. 29 Fischer, Garrett	30	5. 2 tied at.....	38	5. 7 Koch, Kent	30
<b>Doubles</b>		<b>Triples</b>		<b>Home runs</b>	
1. 14 Smith, Jordan	20	1. 25 Hansen, Brian	3	1. 14 Smith, Jordan	7
2. 25 Hansen, Brian	14	2. 14 Smith, Jordan	2	2. 33 Benke, Joey	5
3. 33 Benke, Joey	12	33 Benke, Joey	2	3. 5 Cariveau, Travis	4
4. 5 Cariveau, Travis	11	4. 4 tied at.....	1	13 Althoff, Joey	4
5. 7 Koch, Kent	10			5. 2 tied at.....	2
<b>Total bases</b>		<b>Walks</b>		<b>Hit by pitch</b>	
1. 14 Smith, Jordan	119	1. 33 Benke, Joey	30	1. 10 Imholte, Phil	26
2. 5 Cariveau, Travis	87	2. 11 Peters, Joe	22	2. 14 Smith, Jordan	5
3. 25 Hansen, Brian	85	3. 14 Smith, Jordan	18	33 Benke, Joey	5
4. 33 Benke, Joey	82	4. 7 Koch, Kent	17	4. 3 tied at.....	3
5. 10 Imholte, Phil	50	5 Cariveau, Travis	17		
<b>Sac bunts</b>		<b>Sac flies</b>		<b>Stolen bases</b>	
1. 10 Imholte, Phil	11	1. 25 Hansen, Brian	7	1. 10 Imholte, Phil	20
2. 29 Fischer, Garrett	7	2. 14 Smith, Jordan	4	2. 25 Hansen, Brian	12
3. 25 Hansen, Brian	4	33 Benke, Joey	4	3. 29 Fischer, Garrett	11
4. 26 Enger, Travis	3	4. 5 Cariveau, Travis	3	4. 14 Smith, Jordan	9
5. 3 tied at.....	2	5. 3 tied at....	2	5. 5 Cariveau, Travis	6
<b>Caught stealing</b>		<b>Steal attempts</b>		<b>Stolen base pct</b>	
1. 10 Imholte, Phil	8	1. 10 Imholte, Phil	28	1. 26 Enger, Travis	1.000
2. 14 Smith, Jordan	5	2. 25 Hansen, Brian	17	11 Peters, Joe	1.000
25 Hansen, Brian	5	3. 14 Smith, Jordan	14	3. 7 Koch, Kent	.833
4. 29 Fischer, Garrett	3	29 Fischer, Garrett	14	4. 29 Fischer, Garrett	.786
5. 5 Cariveau, Travis	2	5. 5 Cariveau, Travis	8	5. 5 Cariveau, Travis	.750
<b>Strikeouts</b>		<b>Grounded into DP</b>		<b>Total plate appearances</b>	
1. 10 Imholte, Phil	25	1. 25 Hansen, Brian	4	1. 25 Hansen, Brian	224
2. 29 Fischer, Garrett	24	2. 7 tied at.....	2	2. 14 Smith, Jordan	219
3. 14 Smith, Jordan	16			3. 5 Cariveau, Travis	203
13 Althoff, Joey	16			4. 33 Benke, Joey	196
5. 2 tied at.....	15			5. 10 Imholte, Phil	159
<b>At bats</b>		<b>Games played</b>		<b>Game starts</b>	
1. 25 Hansen, Brian	199	1. 14 Smith, Jordan	51	1. 14 Smith, Jordan	51
2. 14 Smith, Jordan	190	25 Hansen, Brian	51	25 Hansen, Brian	51
3. 5 Cariveau, Travis	180	3. 29 Fischer, Garrett	50	3. 5 Cariveau, Travis	46
4. 33 Benke, Joey	157	4. 10 Imholte, Phil	49	33 Benke, Joey	46
5. 29 Fischer, Garrett	127	5. 2 tied at.....	46	5. 10 Imholte, Phil	41
<b>Games as sub</b>					
1. 22 Kulla, Travis	33				
2. 21 Schwenke, Ryne	22				
3. 3 Rindelaub, Steve	19				
27 Kubitz, Chris	19				
29 Fischer, Garrett	19				