



Home of the Huskies

# St. Cloud State University HUSKY ATHLETICS

Athletic Media Relations - Baseball Update

For More Information Contact: Tom Nelson 320-308-2141

## SCSU BASEBALL

### 2011 season

Record: 43-11

NSIC: 26-6 (2nd Place)



### 2011 SCSU Schedule

Date	Opponent	Time/Result
Feb. 13	at Arkansas Tech	W, 10-5
Feb. 14	at Arkansas Tech	W, 8-4/L, 8-5
March 4	vs. Minn., Crookston	W, 9-1
March 5	vs. Minn., Crookston	W, 23-1
Mar. 6-13	at Dunn Hospitality Group Classic	
March 6	vs. Missouri-St. Louis	W, 5-3
March 7	vs. UW-Parkside	W, 3-1
March 10	vs. Bellarmine	W, 4-2
March 12	vs. UW-Parkside	W, 4-3/W, 15-3
March 13	vs. UW-Parkside	W, 8-0
March 13	vs. Southern Indiana	L, 4-0
March 19	vs. Mary	Cancelled
March 20	vs. Mary	Cancelled
March 27	Eastern New Mexico	W, 6-3
March 28	Central Oklahoma	W, 10-2
April 2	Minnesota State*	L 7-6/W, 11-4
April 3	Minnesota State*	W, 3-0/W, 12-2
April 6	SMSU*	W, 12-1/W 5-1
April 8	Winona State*	L, 8-2/L, 9-2
April 9	Winona State*	W, 2-0/L, 2-0
April 12	Bemidji State*	W, 9-4/W, 9-2
April 16	Wayne State*	W, 6-0/W, 6-3
April 17	Wayne State*	W, 4-0/W, 14-5
April 20	UMD*	W, 4-1/W, 12-4
April 22	Augustana College*	L, 9-0/W, 6-2
April 23	Augustana College*	W, 5-3/L, 10-9
April 27	Northern State*	W, 10-0
April 29	Minn., Crookston*	W, 14-4/W, 10-0
May 1	Minn., Crookston*	W, 13-1/W, 19-1
May 3	Upper Iowa*	W, 1-0/W, 10-3
May 7	Concordia-St. Paul*	W, 9-3/W, 6-3
May 8	Concordia-St. Paul*	W, 18-6
May 11	Augustana College\$	L, 5-4
May 12	Minnesota State\$	W, 2-1
May 13	Wayne State\$	W, 6-2
May 14	Augustana College\$	W, 12-5
May 15	Winona State!	W, 5-2
May 19	Augustana College#	W, 7-1
May 20	Minnesota State#	L, 3-1
May 22	Winona State#	L, 7-6
May 28-June 4	NCAA Championships	TBA

- All home games played at Joe Faber Field in St. Cloud - unless otherwise indicated.

\* NSIC Game

\$ NSIC Tournament Game

! NSIC Championship

# Central Regional Tournament @ Faber Field

Bold Indicates Home Game @ Faber Field

## 2011 SCSU Baseball News

Release Date: FINAL RELEASE

**SEASON FINALE:** The Huskies finished the 2011 season with a school record 43 wins (43-11 overall). SCSU placed 2nd in the NSIC at 26-6 and captured first place in the 2011 NSIC tournament. SCSU also gained its second consecutive NCAA tournament bid and it was the first time in school history that SCSU has hosted the regional tournament. This was the fourth NCAA tournament appearance in school history.

**NATIONALLY RANKED:** SCSU gained a number one seed at this year's NCAA regional tournament. In the final NCAA DII polls for 2011, the Huskies earned the following national rankings: Collegiate Baseball - 17th, College Baseball Lineup - 17th, NCBWA - 13th. Of note, SCSU charted a victory over Winona State in the title game of the NSIC tournament. WSU went on to place second in the nation after winning the Central Region tournament in St. Cloud.

**FEEL THE DRAFT:** SCSU saw two of its players selected in the 2011 Major League June draft. Jordan Smith was selected in the 9th round by Cleveland and Brian Hansen was selected in the 48th round by Cleveland. Smith later signed with Cleveland and reported to the Mahoning Valley Scrappers (a Cleveland Rookie League affiliate).

### ALL-TOURNAMENT TEAM:

Sophomore **Travis Cariveau** (Sauk Rapids), junior first baseman **Joey Benke** (Roseau), junior designated hitter **Joe Peters** (Apple Valley) and freshman pitcher **Scott Lieser** (Browerville) all made the All-Tournament Team.

### NSIC TOURNAMENT MVP:

Cariveau was named the 2011 NSIC Tournament MVP. He batted nearly .350 in the tournament (8-for-23), while scoring five runs and driving in two runs. Cariveau also had a homerun

in game one of the tournament and had two doubles and two stolen bases. Defensively, he record 13 assists and 11 putouts, including numerous highlight plays from deep in the hole at shortstop.

### AWARDS GA-

**LORE:** Jordan Smith was named the NSIC Player of the Year and also gained All-NSIC First Team status.



Cariveau

All-NSIC Second award winners were Logan Birr, Scott Lieser, Ryne Schwenke, Joey Benke, Travis Cariveau and Phil Imholte.

**ALL-AMERICAN:** Jordan Smith was a consensus All-America pick at 3rd base for the Huskies in 2011. He was also named the NCBWA and Daktronics Regional Player of the Year. All-Region picks for SCSU in 2011 included Smith, Ryne Schwenke, Scott Lieser, Travis Cariveau and Logan Birr. Smith and Brian Hansen also earned All-Region Gold Glove awards from the ABCA.

**THE DOLAN:** SCSU set a new school record with their 43rd win of the season, which surpasses the record of 41 set in 2010. Head coach Pat Dolan now has two 40-win seasons at SCSU and owns a 147-69-1 overall record with the program.

**WISE GUY:** Phil Imholte earned Captial One Academic All-District V College Division Second Team honors in 2011. Imholte, Zac Sather, Steve Rindelaub and Shawn Riesgraf were also named to the All-NSIC Academic list in 2011.



# 2011 ST. CLOUD STATE BASEBALL AWARD WINNERS

**Baseball America's Division II Pre-Season Player of the Year**  
Jordan Smith

**Tino Martinez Award Pre-season finalists**  
Jordan Smith, Joey Benke

**Baseball America's Division II Pre-Season All-America team**  
Jordan Smith

**Tino Martinez Award Semifinalists**  
Jordan Smith, Ryne Schwenke

**NSIC Pre-Season Player of the Year**  
Jordan Smith

**Capital One Academic All-District Five College Division Team**  
Phil Imholte

**NSIC Player of the Week**  
Joey Benke (March 29), Jordan Smith (April 4)

**All-NSIC Academic Team**  
Phil Imholte, Steve Rindelaub, Shawn Riesgraf, Zac Sather

**NSIC Pitcher of the Week**  
Ryne Schwenke (April 25), Scott Lieser (May 2)

**NCBWA All-Central Region Team**  
Jordan Smith & Ryne Schwenke - First Team  
Travis Cariveau & Scott Lieser - Second Team  
Jordan Smith - Regional MVP

**NCBWA National Pitcher of the Week**  
Scott Lieser (May 5)

**Rawlings/ABCA All-Central Region Team**  
Jordan Smith & Ryne Schwenke - First Team  
Travis Cariveau & Scott Lieser - Second Team

**Post Season Awards**

**NSIC Player of the Year**  
Jordan Smith

**Daktronics All-Central Region Team**  
Jordan Smith, Scott Lieser & Ryne Schwenke - First Team  
Travis Cariveau & Logan Burr - Second Team  
Jordan Smith - Regional MVP

**All-NSIC First Team**  
Jordan Smith

**All-NSIC Second Team**  
Logan Burr, Scott Lieser, Ryne Schwenke, Joey Benke  
Travis Cariveau, Phil Imholte

**Division II All-America Award**  
Jordan Smith - Daktronics, Rawlings/ABCA - 2nd Team  
Jordan Smith - NCBWA - 3rd Team

**NSIC Gold Glove Winners**  
Jordan Smith, Brian Hansen

**2011 Major League June Draft**  
Jordan Smith - Cleveland (9th round/278th pick)  
Brian Hansen - Cleveland (48th round/1,478th pick)

**NSIC Tournament MVP**  
Travis Cariveau

**2011 NCAA Division II Central Region All-Tournament Team**  
Travis Enger, Scott Lieser

**NSIC All-Tournament Team**  
Travis Cariveau, Joe Peters, Joey Benke, Scott Lieser

## 2011 HUSKY LEADERS

Games Played:.....54 / Jordan Smith & Brian Hansen  
Starts:.....54 / Jordan Smith & Brian Hansen  
Batting Average:......382 / Jordan Smith  
At-bats:.....211 / Brian Hansen  
Runs:.....50 / Brian Hansen  
Hits:.....78 / Jordan Smith  
Doubles:.....22 / Jordan Smith  
Triples:.....3 / Brian Hansen & Joey Benke  
Home runs:.....7 / Jordan Smith  
RBI:.....57 / Jordan Smith  
Slugging:.....61.3% / Jordan Smith  
Walks:.....30 / Joey Benke  
Hit by pitch:.....26 / Phil Imholte  
On-base:.....48.1% / Phil Imholte

Stolen bases:.....20 / Phil Imholte  
Total Bases:.....125 / Jordan Smith  
Sacrifice Flies:.....7 / Brian Hansen

\* (Stats based on a minimum of 40 at-bats)

ERA:.....1.35 / Ryne Schwenke  
Wins:.....9 / Scott Lieser  
Appearances:.....21 / Ryne Schwenke & Chris Kubitz  
Complete games:.....3 / Scott Lieser  
Saves:.....8 (School Record) / Ryne Schwenke  
Innings:.....68.0 / Scott Lieser  
Strikeouts:.....52 / Scott Lieser

\* (Stats based on a minimum of 15 innings pitched)



# St. Cloud State University Baseball Page 3 - 2011 Roster

No.	Name	Yr.	Pos.	B/T	Ht.	Wt.	Hometown
1	Jeff Heuer	SR	1B/DH	L/R	6'2"	210	Brooklyn Park, Minn.
2	Eric Loxtercamp	FR	OF	R/R	5'8"	165	Cold Spring, Minn.
3	Steve Rindelaub	SO	SS	L/R	6'0	185	St. Cloud, Minn.
4	Zac Sather	SO	3B	L/R	6'0	190	Coon Rapids, Minn.
5	Travis Cariveau	SO	SS	R/R	5'10"	170	Sauk Rapids, Minn.
7	Kent Koch - C	SR	SS	R/R	6'2"	195	Loretto, Minn.
8	Austan Bosch	JR	RHP	R/R	6'2"	175	Butte, Mont.
9	Ryan Stoll	SR	INF	R/R	6'1"	185	Brooklyn Park, Minn.
10	Phil Imholte	SO	CF	R/R	6'0	190	St. Cloud, Minn.
11	Joe Peters	JR	C/1B	L/R	6'0"	200	Apple Valley, Minn.
12	Jordan Milbrath	FR	RHP	R/R	6'7"	200	Springfield, Minn.
13	Joey Althoff	SO	C/1B	R/R	6'3"	225	Delano, Minn.
14	Jordan Smith	SO	3B/OF	R/L	6'4"	210	Willmar, Minn.
15	Scott Lieser	SO	RHP	R/R	6'3"	190	Browerville, Minn.
16	Nick Anderson	JR	RHP	R/R	6'4"	195	Brainerd, Minn.
17	Logan Birr - C	JR	RHP	R/R	6'4"	200	St. Cloud, Minn.
18	Jon Tractow	FR	OF	L/L	6'0"	200	Sherburn, Minn.
19	Nick Maiers	FR	LHP	R/L	6'0"	180	St. Cloud, Minn.
20	Kyle Fischer	FR	RHP	R/R	6-3	185	New Ulm, Minn.
21	Ryne Schwenke	SR	RHP	R/R	6'4"	195	Sigourney, Iowa
22	Travis Kulla	FR	CF	R/L	5'7"	150	Maple Grove, Minn.
23	Shawn Riesgraf	SO	LHP	L/L	6'4"	200	Chaska, Minn.
24	Nathan Voll	JR	OF	L/R	6'1"	195	Salol, Minn.
25	Brian Hansen	SO	OF	R/R	6'3"	190	Cold Spring, Minn.
26	Travis Enger	FR	C	R/R	6'3"	195	Maple Grove, Minn.
27	Chris Kubitz	FR	LHP	L/L	6'5"	195	Shakopee, Minn.
28	Dan Bendzick	FR	RHP	R/R	6'3"	190	Brainerd, Minn.
29	Garrett Fischer	FR	OF	R/R	6'3"	190	New Ulm, Minn.
31	Garrett Anderson	FR	RHP	R/R	6'5"	225	Blue Earth, Minn.
32	David Koenig	JR	LHP	L/L	6'5"	190	Clear Lake, Minn.
33	Joey Benke - C	JR	OF/1B	L/R	6'1"	195	Roseau, Minn.
34	Jeremy Ische	SR	C	R/R	6'1"	210	Norwood Young America, Minn.
RS	Jamie Kissell	JR	LHP	L/L	6'3"	160	Plymouth, Minn.
RS	Michael Jurgella	FR	C	R/R	6'1"	185	Plover, Wis.
RS	Scott Sanderson	SO	RHP	R/R	6'2"	175	Elkton, S.D.
RS	Nate Roberts	SO	C	R/R	6'1"	170	Shakopee, Minn.
RS	Geoff Rossi	FR	RHP	R/R	6-0	175	Shingle Springs, California
RS	Max Ditty	FR	SS	R/R	5'9"	160	Maple Grove, Minn.

**Head Coach:** Pat Dolan (Fourth Season)

**Assistant Coaches:** Josh Vorpahl, Ken Picha, Mike Bell, Chris Koenig, Derick Snell

**Team Assistants:** Ryan Lommel and Chris Heil

**Bat Boys:** Jonathan Bell, Durham Welch and Connor Cariveau

Athletic Media Relations Director .....	Anne Abicht
Assistant Media Relations Director (Baseball).....	Tom Nelson
AMR Graduate Assistant.....	Aaron Swenson
Office Phone .....	320-308-2141
Tom Nelson's Home Phone.....	320-654-9815
Fax.....	320-308-2099
Email.....	tcnelson@stcloudstate.edu or swaa0301@stcloudstate.edu

***Husky Baseball: Roster Breakdown***

Seniors: 5	Returns: 18
Juniors: 8	First Years: 9
Sophomores: 11	Transfers: 4
Freshman: 13	Redshirts: 3

***Husky Baseball: Where They're From***

Minnesota: 32	California: 1
Wisconsin: 1	Montana: 1
Iowa: 1	South Dakota: 1

AMR Mailing Address

SCSU Athletic Media Relations  
720 4th Ave. S  
St. Cloud, MN 56301



**HEAD COACH PAT DOLAN**

Coach Dolan officially began his tenure with SCSU on June 15th, 2007, and he completed his first season with the Huskies in 2008. A tested coaching veteran with a record of success, Dolan led the Huskies to a 27-23-1 overall record in 2008 - the most wins posted by the Huskies since 1999. He also led the club to a third place finish in the always rugged NCC, and a 13-12 league record.

He continued that trend of excellence in 2009, with a then school record 36 victories (36-18). SCSU also opened play in the highly competitive Northern Sun Intercollegiate Conference with a solid 15-13 record. The Dolan trend of success continued in 2010, as the Huskies set a new team record with 41 victories (41-17). The Huskies earned a trip to the NSIC playoffs with a third place record of 23-9 in league play, and they also gained SCSU's first NCAA playoff bid since 1991. At the 2010 NCAA Division II Central Regional in Farmington, N.M., the Huskies posted a 4-2 record and advanced to the regional championship game. In Dolan's 18 years as a head baseball coach his teams have captured an amazing 10 conference regular season championships. He owns a 360-250 career record during his tenure as a coach at the four-year college level, and he also coached for two seasons at Itasca C.C. with a 54-17 record. He has won over 691 games as a head coach, which includes over 280 wins at the American Legion level.



**ASSISTANT JOSH VORPAHL**

St. Cloud native and former Husky athlete, Josh Vorpahl, has joined the St. Cloud State University baseball coaching staff as an assistant coach. Vorpahl will serve as the team's pitching coach.

Vorpahl has many ties to St. Cloud and the SCSU baseball family. He was a student-athlete at St. Cloud State from 1993-95 and then again in 1998. He started his college baseball career at Itasca Community College playing for current SCSU head coach Pat Dolan. In 1998 he was voted first team all-conference and the North Central Conference Pitcher of the Year, while playing for the Huskies.



**ASSISTANT COACH KEN PICHA**

Longtime Central Minnesota prep baseball skipper Ken Picha returns to the St. Cloud State University baseball staff as an assistant coach in 2008-09. Picha served as the head varsity baseball coach at nearby Melrose High School for 29 years (1979-2007) and compiled an impressive 427-181 career record. He ranks eighth on the all-time win list among Minnesota high school baseball coaches, and his .702 career winning percentage ranks sixth among Minnesota high school coaches who have a minimum of 350 wins.

In 29 years at Melrose, Picha never had a losing season. His teams won 11 conference titles, seven district championships and his squads advanced to four state tournaments. His 1997 and 1998 teams finished second in the state baseball tournaments. Picha was voted the MSHSL Class AA Coach of the Year in 1998, and he received the Dick Siebert award in 2004.



**ASSISTANT COACH MIKE BELL**

Mike Bell works in several capacities for the baseball program at SCSU. Bell has been a Husky Dugout Club Board member since 2007, helping in the fundraising efforts for the program. In 2009-10, Bell became a regular "on field" coach in the fall months including indoor workouts in January and February. Bell brings with him a very strong and noteworthy playing and coaching career. Bell's family moved to Greenwald from the ROCORI District in 1983, when Bell was a freshman in high school. This is where Bell was introduced to SCSU Assistant Coach Ken Picha, who served as the Melrose Head Baseball Coach. Bell was selected as an All-State shortstop in 1987 under Picha.




**GRADUATE ASSISTANT COACH CHRIS KOENIG**

Coach Koenig has taken a new role with the Huskies. After three years of a key player, Koenig is now a graduate assistant with the team. He takes over Luke MacLean's position, who just recently completed his master's degree.

**COACH DERICK SNELL**

Coach Snell comes to SCSU with coaching experience with multiple youth programs, at the high school level and as a player/coach with the Monticello Polecats amateur baseball team. Snell now is the director of baseball operations working with everything from team travel, web site and facebook development, team camps to on the field coaching.





**COLLEGE LINEUP TOP 30**

FINAL Poll	
Team	Prev.
1. West Florida	2
2. Mount Olive	3
3. Grand Valley State	1
4. So. Connecticut	9
5. Central Missouri	4
6. Winona State	21
7. Millersville	7
8. Barry	5
9. UNC Pembroke	10
10. Francis Marion	8
11. St. Mary's (TX)	10
12. UC San Diego	11
13. Tampa	12
14. Sonoma State	19
15. North Alabama	13
16. Southern Arkansas	14
17. ST. CLOUD STATE	15
18. Minnesota State	16
19. Southern Indiana	17
20. Nova	18
21. Adelphi	20
22. Emporia State	22
23. Harding	23
24. Franklin Pierce	24
25. Florida Southern	25
26. Incarnate Word	26
27. Mercyhurst	27
28. Southeastern Oklahoma	28
29. Catawba	29
30. Georgia College	30

**COLLEGIATE BASEBALL NEWSPAPER POLL**

FINAL Poll			
Team	Record	Last	
1. West Florida	52-9	4	
2. Mount Olive	47-10	2	
3. Winona St.	42-18	16	
4. Southern Conn. St.	45-9-1	10	
5. Grand Valley St.	52-5	1	
6. Millersville	45-12	6	
7. Central Missouri	49-10	3	
8. St. Mary's (Tex.)	47-10	5	
9. Francis Marion	41-16	7	
10. Barry	40-17	8	
11. Sonoma St.	37-22	11	
12. N.C. Pembroke	44-12	8	
13. U.C. San Diego	42-15	12	
14. Emporia St.	43-12	13	
15. Catawba	41-15	14	
16. Nova S.E.	35-18	15	
17. St. Cloud St.	43-11	18	
18. Columbus St.	32-19	17	
19. Mercyhurst	41-12	19	
20. North Alabama	37-14	20	
21. Georgia College	35-17	21	
22. Tampa	36-17	22	
23. Armstrong Atlantic	35-17	23	
24. Harding	42-13	24	
25. Adelphi	36-14-2	25	
26. Franklin Pierce	40-14	26	
27. Incarnate Word	37-18	27	
28. Cal. Poly Pomona	36-23	28	
29. S.E. Oklahoma St.	35-19	29	
30. Southern Indiana	37-19	30	
Western Oregon	37-15	30	
Southern Arkansas	36-16	30	
Nebraska-Kearney	38-19	30	
Minnesota State	40-12	30	
Florida Southern	32-15	RV	

**NCBWA DIVISION II POLL**

FINAL Poll		
Team	Record	Prev.
1. West Florida [7]	42-6	1
2. Grand Valley St.	39-3	2
3. Mount Olive, N.C.	39-7	3
4. St. Mary's, Texas [2]	42-8	5
5. UC San Diego	34-12	8
6. Central Missouri	38-8	9
7. Millersville, Pa.	37-8	6
8. Southern Conn. State	34-4-1	13
9. Minnesota State	33-8	11
10. Francis Marion, S.C.	35-12	12
11. North Alabama	34-10	10
12. Emporia State, Kan.	37-8	4
13. St. Cloud State, Minn.	33-8	22
14. Southern Indiana	28-12	14
15. Franklin Pierce	33-10	7
16. Barry, Fla.	35-15	18
t17. Mercyhurst, Pa.	34-10	17
t17. UNC Pembroke	38-10	T24
19. Chico State, Calif.	27-14	15
20. Tampa, Fla.	32-15	T24
21. Tarleton State,	35-11	20
22. Dixie State, Utah	32-15	RV
23. Seton Hill, Pa.	29-10	NR
t24. Incarnate Word	33-14	RV
t24. Columbus State	31-15	RV

**NCAA CENTRAL REGIONAL TOURNAMENT SEEDING**


Rk.	Team	Overall	Conference	Streak
1.	St. Cloud State	42-9	26-6	W4
2.	Mesa State	33-19	26-14	W6
3.	Minnesota State	39-10	31-3	L2
4.	Nebraska-Kearney	35-17	27-11	L1
5.	Winona State	35-16	25-9	L1
6.	Augustana	30-22	20-12	L2



# 2011 NSIC TOURNAMENT CHAMPIONS!!!



The Huskies celebrate winning the NSIC tournament championship and setting a school record for wins in a season after a 5-3 win over Winona State University on May 15 at Franklin Rogers Park in Mankato, Minn.



NSIC All- Tournament Team Members (L-R): Joey Benke, Joe Peters, Travis Cariveau and Scott Lieser.

## 2011 NSIC Baseball All-Tournament Team

- C - Kyle Sill, Winona State
- 1B - Joey Benke, St. Cloud State
- 2B - Derek Wojcik, Winona State
- 3B - Charlie Dubanoski, Augustana
- Ss - Travis Cariveau, St. Cloud State
- OF - Nate Bauman, Augustana
- OF - Joe Kley, Winona State
- OF - Mike Bisenius, Wayne State
- DH - Joe Peters, St. Cloud State
- P - Scott Lieser, St. Cloud State
- P - Collin Sinogel, Minnesota Duluth

**NSIC Tournament MVP**  
Travis Cariveau, St. Cloud State



**2011 NSIC BASEBALL TOURNAMENT BRACKET**

**If four teams remain after Game 6**

(1) Minnesota State 0

Game 2  
Wed. - 3:30 pm

(6) Minnesota Duluth 3  
*Winner Game 2*

(6) Minnesota Duluth 5

Game 5  
Thurs. - 3:30 pm

(4) Wayne State 8  
*Loser Game 3*

(3) Winona State 11

Game 3  
Wed. - 7:00 pm

(3) Winona State 2  
*Winner Game 3*

(4) Wayne State 5

Game 6  
Thurs. - 7:00 pm

(2) St. Cloud State 4

Game 1  
Wed. - 12:00 pm

(5) Augustana 12  
*Winner Game 1*

(5) Augustana 5

*Loser Game 6*

(2) St. Cloud State 2  
*Loser Game 1*

Game 7  
Fri. 12:00 pm

Game 4  
Thurs. - 3:30 pm  
MSU Baseball Complex

*Winner Game 4*

(1) Minnesota State 1  
*Loser Game 2*

*All Tournament Games 9 Innings*

Games 1, 2 and 3 will be played on the first day; Games 4, 5 and 6 will be played on the second day; Games 7, 8 and 9 will be played on the third day, and Games 10 and 11 will be played on the fourth day.

All games at Franklin Rogers Park in Mankato, Minn. (unless noted)



NSIC All- Tournament Team Members from St. Cloud State and Winona State after the Huskies take home the title.

**If five teams remain after Game 6 and two after Game 9**

(6) Minnesota Duluth 2

*Loser Game 5*

Game 7  
Fri. - 12:00 pm

(3) Winona State 9

*Winner Game 7*

(3) Winona State 5

*Loser Game 6*

Game 9  
Fri. - 7:00 pm

(5) Augustana 7

*Winner Game 6*

(4) Wayne State 2

Game 8  
Fri. - 3:30 pm

(2) St. Cloud State 6  
*Winner Game 4*

**If five teams remain after Game 6 and three after Game 9**

(5) Augustana 5  
*Loser Game 9*

Game 10  
Sat. - 12:00 pm

(2) St. Cloud State 12  
*Winner Game 8*

(3) Winona State 3  
*Winner Game 9*

Game 11  
Sun. 12:00 pm

(2) St. Cloud State 5  
*Winner Game 10*

(2) St. Cloud State  
2011 NSIC Baseball  
Tournament Champion



## 2011 ST. CLOUD STATE SENIORS



>Designated hitter Jeff Heuer of Brooklyn Park, Minnesota is currently batting .291 with 23 hits, 14 runs scored, 12 RBI, six doubles and one homerun in 79 at-bats this season for the Huskies. He has a career .321 batting average with SCSU in 137 at-bats after playing three seasons with the Huskies.

Heuer has played in 82 games and has started 29 for SCSU. He is the son of Wayne and Cindy Heuer and is a graduate of Champlin Park High School.



>Captain second baseman Kent Koch of Loretto, Minnesota is currently batting .286 to go with 28 hits, 17 runs scored, 26 RBI, eight doubles, one triple and one homerun in 98 at-bats this season. He has also recorded 69 put-outs and 45 assists defensively.

Koch has a career .291 batting average at SCSU in 254 at-bats. He has started in 75 games and has played in 134 games in a Husky uniform. Koch is the son of Herb and Shelly Koch and is a graduate of Delano High School.



>Infielder Ryan Stoll of Brooklyn Park, Minnesota started his career at Southwest Minnesota State University in 2008 and ends it as a Husky. He has played in nine games for SCSU and has scored three runs to go with a hit this season.

Stoll has also drawn two walks, while finishing his career with a 1.000 fielding percentage defensively. Stoll is the son of Jeff and Joan Stoll and is a graduate of Park Center High School.



>Right handed pitcher Ryne Schwenke of Sigourney, Iowa has been SCSU's go-to relief pitcher this season. He owns a 1.19 ERA, while striking out 26 batters in 22 2/3 innings pitched. Schwenke was named NSIC Pitcher of the Week on April 25, after winning his first game of the season and second of his career.

He has made 33 appearances in two seasons with the Huskies, while striking out 46 in 44 innings of work. Schwenke is the son of Eric and Melody Schwenke and a graduate of Sigourney High School.



>Catcher Jeremy Ische of Norwood Young America, Minnesota owns a .300 batting average this season, while driving in a run on three hits. He has played in 14 games and started one. Ische has played in 32 games and started in seven at SCSU in two seasons after spending two seasons at North Iowa Area Community College.

He has made 82 putouts and four assists from behind the plate for, while not making a single error. Ische is the son of Alan and Renae Ische and is a graduate of Central High School.



# St. Cloud State University Baseball Page 8 - Central Region

## 2011 DIVISION II NCAA FIELD

School	Appearances	Last App.
Adelphi	16	2009
Augustana	First	--
Barry	3	2009
Cal Poly Pomona 8	1993	
Catawba	6	2010
Central Missouri	25	2010
Columbus State	23	2010
Concord	4	2009
Dowling	7	2009
East Stroudsburg	2	1985
Emporia State	9	2010
Francis Marion	7	2010
Franklin Pierce	8	2010
Grand Valley St.	12	2010
Harding	First	---
Incarinate Word	4	2010
Massachusetts-Lowell	18	2007
Mercyhurst	8	2009
Mesa State	11	2010
Millersville	3	2000
Minnesota State	30	2010
Missouri S&T	2	1972
Mount Olive	10	2010
Nebraska-Kear.	4	2010
North Alabama	11	1999
N. Carolina-Pem. First	---	
N. Kentucky	12	2010
Nova Southeastern First	---	
Quincy	4	2006
St. Cloud State	4	2010
St. Mary's	4	2010
Seton Hill	2	2010
Sonoma State	11	2009
Southeast. Okla. St.	4	2003
Southern Ark.	6	2010
South. Conn.State 6	2010	
Southern Indiana	10	2010
Stillman	4	2009
Tampa	26	2010
Tarleton State	2	1998
UC San Diego	5	2010
Wayne State (Mich.) 4	2010	
West Florida	3	2010
Western Oregon	6	2009
Wilmington (Del.) 3	2009	
Wingate	5	2001
Winona State	5	2010
Winston-Salem State First	---	

## 2011 CENTRAL REGION FIELD

Thursday, May 19

Game	Teams	Time/Result
Game #2	#2 Mesa State vs. #5 Winona State	Noon
Game #3	#3 Minn. State vs. #4 Neb. Kearney	3:30 p.m.
Game #1	#1 St. Cloud State vs. #6 Augustana	7:00 p.m.

Friday, May 20

Game	Teams	Time/Result
Game #4	Loser Game #1 vs. Loser Game #2	Noon
Game #5	Winner Game #1 vs. Loser game #3	3:30 p.m.
Game #6	Winner Game #2 vs. Winner Game #3	7:00 p.m.

Saturday, May 21

Game	Teams	Time/Result
Game #7	Winner Game #5 vs. Winner Game #6	Noon
Game #8	Loser #6 vs. Winner Game #4	3:30 p.m.
Game #9	Loser Game #7 vs. Winner Game #8	7:00 p.m.

Sunday, May 22

Game	Teams	Time/Result
Game #10	Winner Game #7 vs. Winner Game #9	Noon
Game #11	Winner Game #7 vs. Loser Game #10	3:30 p.m.

(Game 11: If needed)

Monday, May 23 - Rain Date

2011 NCAA Division II Central Region Tournament

**BASEBALL**

May 19-22, 2011  
Joe Faber Field  
St. Cloud, MN



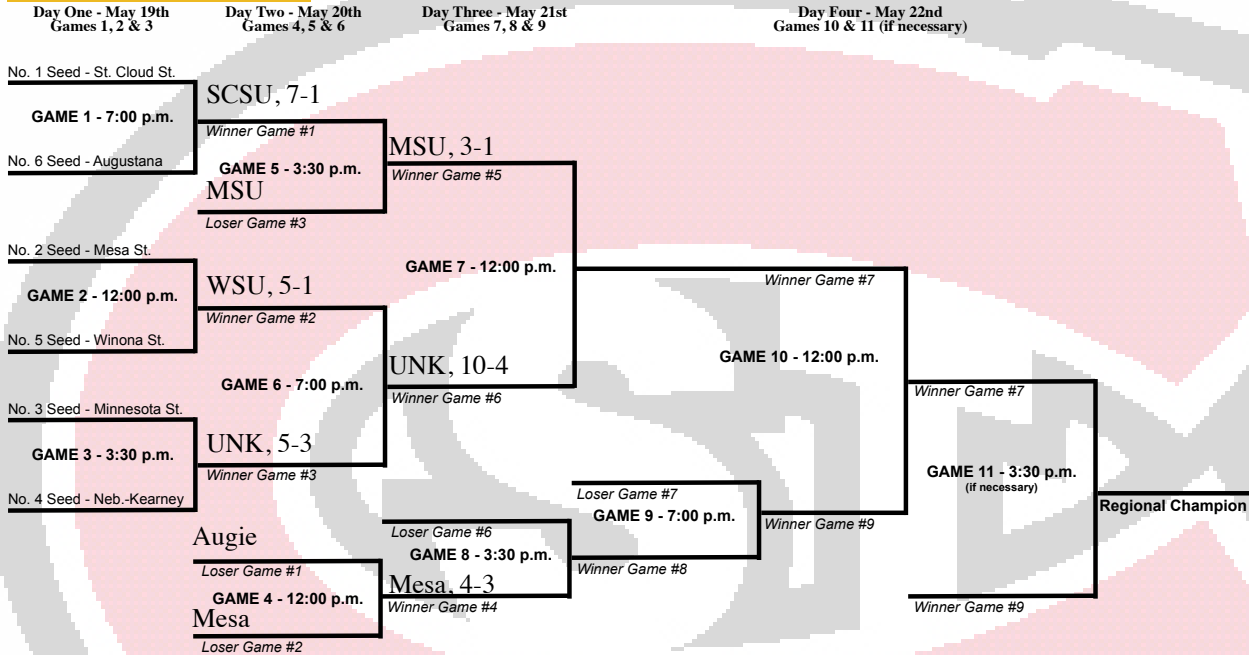
# 2011 NCAA CENTRAL REGION BRACKET



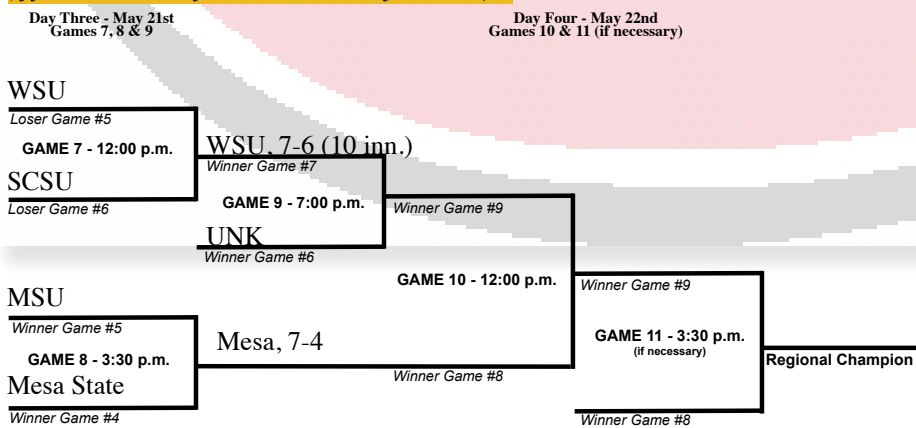
## 2011 NCAA Division II Baseball Championship Regionals

Six-Team Central Regional Bracket (four-day/double elimination) - St. Cloud, Minn.

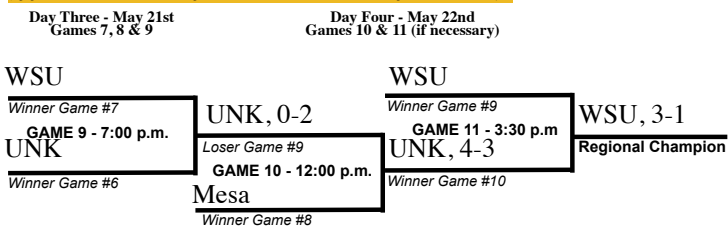
**(If four teams remain after Game 6)**



**(If five teams remain after Game 6, and two after Game 9)**



**(If five teams remain after Game 6, and three after Game 9)**





**The Automated ScoreBook**  
**Overall Statistics for St. Cloud State (as of Jul 07, 2011)**  
**(All games Sorted by Batting avg)**

Record: 43-11 Home: 15-4 Away: 11-5 Neutral: 17-2 Conference: 26-6

Player	avg	gp-gs	ab	r	h	2b	3b	hr	rbi	tb	slg%	bb	hp	so	gdp	ob%	sf	sh	sb-att	po	a	e	fld%
14 Smith, Jordan	.382	54-54	204	46	78	22	2	7	57	125	.613	18	5	19	2	.437	4	1	9-14	31	97	9	.934
26 Enger, Travis	.339	47-38	127	18	43	8	1	1	21	56	.441	12	1	18	2	.397	1	3	1-1	241	34	5	.982
5 Cariveau, Travis	.335	49-49	194	48	65	11	1	4	35	90	.464	18	2	12	0	.392	3	1	6-9	75	124	18	.917
10 Imholte, Phil	.333	52-44	123	30	41	6	0	2	25	53	.431	10	26	28	3	.481	1	11	20-28	70	2	0	1.000
11 Peters, Joe	.330	44-33	88	25	29	7	1	1	17	41	.466	22	1	6	2	.468	0	2	2-2	93	8	0	1.000
33 Benke, Joey	.318	49-49	170	43	54	12	3	6	47	90	.529	30	5	17	1	.424	5	0	3-4	272	17	1	.997
25 Hansen, Brian	.318	54-54	211	50	67	14	3	0	40	87	.412	11	3	17	4	.349	7	5	13-19	120	5	2	.984
3 Rindelaub, Steve	.309	46-25	94	18	29	3	0	1	13	35	.372	13	3	14	1	.402	2	3	0-1	48	64	15	.882
29 Fischer, Garrett	.301	53-33	136	32	41	5	0	0	11	46	.338	12	0	26	2	.356	1	7	11-14	53	3	2	.966
13 Althoff, Joey	.295	42-35	112	20	33	5	0	4	21	50	.446	11	1	17	2	.360	1	1	3-4	166	16	2	.989
7 Koch, Kent	.278	48-38	126	22	35	10	1	1	31	50	.397	19	3	9	2	.380	2	2	5-6	77	68	7	.954
1 Heuer, Jeff	.271	33-24	85	14	23	6	0	1	13	32	.376	6	2	14	1	.326	2	0	2-3	0	0	0	.000
21 Schwenke, Ryne	.667	24-0	3	1	2	0	0	0	1	2	.667	0	0	0	0	.667	0	0	0-0	4	7	1	.917
2 Loxtercamp, Eric	.571	3-2	7	5	4	1	0	1	2	8	1.143	2	1	1	0	.700	0	0	0-0	7	1	0	1.000
18 Traetow, Jon	.378	22-6	37	8	14	3	0	2	6	23	.622	2	0	11	0	.410	0	0	0-0	5	2	0	1.000
34 Ische, Jeremy	.300	14-1	10	1	3	0	0	0	1	3	.300	2	1	2	0	.462	0	0	0-0	21	0	0	1.000
4 Sather, Zac	.250	10-0	8	2	2	0	0	0	2	2	.250	2	0	3	0	.400	0	0	0-0	2	6	0	1.000
24 Voll, Nathan	.250	8-0	8	2	2	0	0	0	2	2	.250	2	0	3	0	.400	0	0	0-0	2	1	0	1.000
22 Kulla, Travis	.250	35-0	8	11	2	1	0	0	1	3	.375	0	1	4	0	.333	0	0	1-2	6	0	0	1.000
9 Stoll, Ryan	.091	11-0	11	3	1	0	0	0	0	1	.091	2	0	6	0	.231	0	0	0-0	3	2	0	1.000
15 Lieser, Scott	.000	18-10	2	1	0	0	0	0	0	0	.000	0	1	0	0	.333	0	0	0-0	8	13	0	1.000
8 Bosch, Austan	.000	13-4	1	0	0	0	0	0	0	0	.000	0	0	1	0	.000	0	0	0-0	2	6	0	1.000
23 Riesgraf, Shawn	.000	13-11	1	0	0	0	0	0	0	0	.000	0	0	0	0	.000	0	0	0-0	2	6	1	.889
16 Anderson, Nick	.000	10-10	0	0	0	0	0	0	0	0	.000	0	0	0	0	.000	0	0	0-0	1	14	0	1.000
32 Koenig, David	.000	16-0	0	0	0	0	0	0	0	0	.000	0	0	0	0	.000	0	0	0-0	0	4	0	1.000
19 Maiers, Nick	.000	13-4	0	0	0	0	0	0	0	0	.000	0	0	0	0	.000	0	0	0-0	0	6	1	.857
31 Anderson, Garrett	.000	8-0	0	0	0	0	0	0	0	0	.000	0	0	0	0	.000	0	0	0-0	1	2	0	1.000
27 Kubitz, Chris	.000	21-0	0	0	0	0	0	0	0	0	.000	0	0	0	0	.000	0	0	0-0	1	1	0	1.000
20 Fischer, Kyle	.000	12-7	0	1	0	0	0	0	0	0	.000	0	0	0	0	.000	0	0	0-0	3	5	1	.889
17 Birr, Logan	.000	14-9	0	0	0	0	0	0	0	0	.000	0	0	0	0	.000	0	0	0-0	3	11	2	.875
Totals	.322	54	1766	401	568	114	12	31	346	799	.452	194	56	228	22	.400	29	36	76-107	1317	525	67	.965
Opponents	.226	54	1625	165	367	67	4	25	154	517	.318	163	38	386	12	.309	12	25	47-71	1275	552	111	.943

LOB - Team (406), Opp (382). DPs turned - Team (34), Opp (38). TPs turned - Team (0), Opp (1). CI - Team (1), Enger,T 1, Opp (1). IBB - Team (6), Smith,J 3, Benke, J 2, Enger,T 1, Opp (3). Picked off - Traetow,J 3, Imholte,P 2, Cariveau,T 2, Smith,J 2, Hansen,B 1, Heuer,J 1, Fischer,G 1, Althoff,J 1.

**(All games Sorted by Earned run avg)**

Player	era	w-l	app	gs	cg	sho	sv	ip	h	r	er	bb	so	2b	3b	hr	b/avg	wp	hp	bk	sfa	sha
18 Traetow, Jon	0.00	0-0	1	0	0	0/0	0	1.0	0	0	0	0	1	0	0	0	.000	0	0	0	0	0
21 Schwenke, Ryne	1.35	2-1	21	0	0	0/2	8	33.1	19	5	5	12	40	2	1	2	.160	1	3	0	1	1
17 Birr, Logan	1.83	5-3	14	9	0	0/1	0	64.0	57	22	13	23	50	11	0	1	.242	5	6	0	2	4
27 Kubitz, Chris	1.88	3-1	21	0	0	0/1	0	28.2	19	7	6	13	42	1	0	2	.181	1	2	0	0	0
32 Koenig, David	2.01	0-0	16	0	0	0/2	0	22.1	17	5	5	4	20	3	1	1	.210	0	2	0	0	0
19 Maiers, Nick	2.04	4-0	13	4	0	0/1	0	35.1	17	13	8	20	30	1	1	1	.144	6	3	0	2	2
14 Smith, Jordan	2.25	0-1	2	0	0	0/0	1	4.0	3	2	1	2	4	1	0	0	.214	1	0	0	0	0
8 Bosch, Austan	2.32	1-1	12	4	0	0/0	2	31.0	31	12	8	9	19	5	0	4	.261	1	3	0	1	2
20 Fischer, Kyle	2.49	7-0	10	7	0	0/0	0	43.1	33	13	12	17	37	9	0	2	.205	1	1	1	2	2
15 Lieser, Scott	2.91	9-0	15	10	3	2/2	1	68.0	69	25	22	11	52	14	1	1	.257	4	4	1	1	2
23 Riesgraf, Shawn	3.86	7-1	12	11	0	0/1	0	51.1	47	22	22	17	47	9	0	6	.247	1	4	1	1	2
31 Anderson, Garrett	5.56	1-0	8	0	0	0/0	0	11.1	5	7	7	16	16	1	0	0	.135	4	4	0	0	0
16 Anderson, Nick	5.76	4-3	9	9	1	1/1	0	45.1	50	32	29	19	28	10	0	5	.287	5	6	1	2	10
Totals	2.83	43-11	54	54	4	8/5	12	439.0	367	165	138	163	386	67	4	25	.226	30	38	4	12	25
Opponents	5.95	11-43	54	54	8	3/1	5	425.0	568	401	281	194	228	114	12	31	.322	33	56	3	29	36

PB - Team (11), Enger,T 7, Althoff,J 4, Opp (9). Pickoffs - Team (6), Riesgraf,S 2, Kubitz,C 1, Lieser,S 1, Birr, L 1, Enger,T 1, Opp (10). SBA/ATT - Enger,T (29-42), Althoff,J (16-25), Riesgraf,S (9-12), Anderson,N (9-10), Birr, L (6-10), Bosch,A (4-8), Maiers, N (5-8), Lieser,S (5-6), Fischer,K (1-6), Koenig,D (5-6), Kubitz,C (2-3), Ische,J (2-2), Schwenke,R (1-1), Smith,J (0-1).



The Automated ScoreBook  
 Game Results for St. Cloud State (as of Jul 07, 2011)  
 (All games)

Date	Opponent	Score	Inns	Overall	Conference	Pitcher of record	Attend	Time
Feb 13, 2011	at Arkansas Tech	w 10-5	9	1-0-0	0-0-0	Fischer,K (W 1-0)	120	3:00
Feb 14, 2011	at Arkansas Tech-1	w 8-4	(8)	2-0-0	0-0-0	Riesgraf,S (W 1-0)	90	2:20
Feb 14, 2011	at Arkansas Tech-2	L 5-8	9	2-1-0	0-0-0	Bosch,A (L 0-1)	115	2:20
Mar 04, 2011	vs Minnesota, Crookston	w 9-1	9	3-1-0	0-0-0	Fischer,K (W 2-0)	55	2:30
Mar 05, 2011	vs Minnesota, Crookston	w 23-1	9	4-1-0	0-0-0	Riesgraf,S (W 2-0)	76	3:00
Mar 06, 2011	vs Missouri-St. Louis	w 5-3	9	5-1-0	0-0-0	Lieser,S (W 1-0)	50	2:29
Mar 07, 2011	vs Wisconsin-Parkside	w 3-1	9	6-1-0	0-0-0	Birr, L (W 1-0)	50	2:14
Mar 10, 2011	vs Bellarmine	w 4-2	9	7-1-0	0-0-0	Lieser,S (W 2-0)	35	2:39
Mar 12, 2011	vs Wisconsin-Parkside-1	w 4-3	9	8-1-0	0-0-0	Maiers, N (W 1-0)	75	2:02
Mar 12, 2011	vs Wisconsin-Parkside-2	w 15-3	7	9-1-0	0-0-0	Fischer,K (W 3-0)	75	1:57
Mar 13, 2011	vs Wisconsin-Parkside	w 8-0	9	10-1-0	0-0-0	Birr, L (W 2-0)	85	2:10
Mar 13, 2011	at Southern Indiana	L 0-4	9	10-2-0	0-0-0	Anderson,N (L 0-1)	125	2:00
Mar 27, 2011	vs Eastern New Mexico	w 6-3	9	11-2-0	0-0-0	Riesgraf,S (W 3-0)	45	2:30
Mar 28, 2011	at Central Oklahoma	w 10-2	9	12-2-0	0-0-0	Fischer,K (W 4-0)	35	2:58
* Apr 01, 2011	at Minnesota State-1	L 6-7	7	12-3-0	0-1-0	Birr, L (L 2-1)	63	2:01
* Apr 01, 2011	at Minnesota State-2	w 11-4	9	13-3-0	1-1-0	Riesgraf,S (W 4-0)	63	2:28
* Apr 02, 2011	at Minnesota State-1	w 3-0	7	14-3-0	2-1-0	Anderson,N (W 1-1)	281	1:43
* Apr 02, 2011	at Minnesota State-2	w 12-2	9	15-3-0	3-1-0	Fischer,K (W 5-0)	261	2:38
* Apr 06, 2011	vs Southwest Minnesota	w 12-1	7	16-3-0	4-1-0	Birr, L (W 3-1)	207	2:05
* Apr 06, 2011	vs Southwest Minnesota-2	w 5-1	9	17-3-0	5-1-0	Lieser,S (W 3-0)	223	2:01
* Apr 08, 2011	WINONA STATE-1	L 2-8	(8)	17-4-0	5-2-0	Anderson,N (L 1-2)	247	2:03
* Apr 08, 2011	WINONA STATE-2	L 1-9	9	17-5-0	5-3-0	Riesgraf,S (L 4-1)	245	2:30
* Apr 09, 2011	WINONA STATE-1	w 2-0	7	18-5-0	6-3-0	Lieser,S (W 4-0)	377	1:32
* Apr 09, 2011	WINONA STATE-2	L 0-2	9	18-6-0	6-4-0	Birr, L (L 3-2)	377	1:37
* Apr 12, 2011	BEMIDJI STATE-1	w 9-4	7	19-6-0	7-4-0	Kubitz,C (W 1-0)	276	2:06
* Apr 12, 2011	BEMIDJI STATE-2	w 9-2	9	20-6-0	8-4-0	Maiers, N (W 2-0)	314	2:00
* Apr 17, 2011	WAYNE STATE COLLEGE-1	w 6-0	7	21-6-0	9-4-0	Anderson,N (W 2-2)	348	1:58
* Apr 17, 2011	WAYNE STATE COLLEGE-2	w 6-3	9	22-6-0	10-4-0	Birr, L (W 4-2)	358	2:19
* Apr 18, 2011	WAYNE STATE COLLEGE-1	w 4-0	7	23-6-0	11-4-0	Lieser,S (W 5-0)	112	1:36
* Apr 18, 2011	WAYNE STATE COLLEGE-2	w 14-5	9	24-6-0	12-4-0	Kubitz,C (W 2-0)	112	2:08
* Apr 21, 2011	MINNESOTA DULUTH-1	w 4-1	7	25-6-0	13-4-0	Maiers, N (W 3-0)	126	1:42
* Apr 21, 2011	MINNESOTA DULUTH-2	w 12-4	9	26-6-0	14-4-0	Bosch,A (W 1-1)	134	2:09
* Apr 22, 2011	at Augustana (SD)-1	L 0-9	7	26-7-0	14-5-0	Anderson,N (L 6-1)	133	1:51
* Apr 22, 2011	at Augustana (SD)-2	w 6-2	9	27-7-0	15-5-0	Kubitz,C (W)	99	2:33
* Apr 23, 2011	at Augustana (SD)-1	w 5-3	7	28-7-0	16-5-0	Schwenke,R (W 1-0)	142	1:59
* Apr 23, 2011	at Augustana (SD)-2	L 9-10	9	28-8-0	16-6-0	Smith,J (L 0-1)	145	2:25
* Apr 26, 2011	vs Northern State-1	w 10-0	7	29-8-0	17-6-0	Lieser,S (W 6-0)	33	2:10
* Apr 29, 2011	at #13 Minnesota, Crookston-1	w 14-4	7	30-8-0	18-6-0	Birr, L (W 5-2)	118	2:26
* Apr 29, 2011	at #13 Minnesota, Crookston-2	w 10-0	7	31-8-0	19-6-0	Riesgraf,S (W 5-1)	118	1:52
* May 01, 2011	vs Minnesota, Crookston-1	w 13-1	7	32-8-0	20-6-0	Anderson,G (W)	150	2:00
* May 01, 2011	vs Minnesota, Crookston-2	w 19-1	7	33-8-0	21-6-0	Anderson,N (W 3-3)	150	2:30
* May 03, 2011	UPPER IOWA-1	w 1-0	7	34-8-0	22-6-0	Lieser,S (W 7-0)	146	1:33
* May 03, 2011	UPPER IOWA-2	w 10-3	9	35-8-0	23-6-0	Maiers, N (W 4-0)	177	2:25
* May 07, 2011	CONCORDIA-ST. PAUL-1	w 9-3	7	36-8-0	24-6-0	Fischer,K (W 6-0)	402	2:16
* May 07, 2011	CONCORDIA-ST. PAUL-2	w 6-3	9	37-8-0	25-6-0	Riesgraf,S (W 6-1)	402	2:35
* May 08, 2011	at Concordia-St. Paul-1	w 18-6	7	38-8-0	26-6-0	Lieser,S (W 8-0)	180	3:00
May 11, 2011	vs Augustana (SD)	L 4-5	9	38-9-0	26-6-0	Birr, L (L 5-3)	232	2:43
May 12, 2011	#9 MINNESOTA STATE	w 2-1	9	39-9-0	26-6-0	Schwenke,R (W 2-0)	112	1:56
May 13, 2011	vs Wayne State College	w 6-2	9	40-9-0	26-6-0	Riesgraf,S (W 7-1)	185	1:48
May 14, 2011	vs Augustana (SD)	w 12-5	9	41-9-0	26-6-0	Anderson,N (W 4-3)	176	2:24
May 15, 2011	vs Winona State	w 5-3	9	42-9-0	26-6-0	Fischer,K (W 7-0)	121	2:21
May 19, 2011	AUGUSTANA (SD)	w 7-1	9	43-9-0	26-6-0	Lieser,S (W 9-0)	1108	2:02
May 20, 2011	#9 MINNESOTA STATE	L 1-3	9	43-10-0	26-6-0	Kubitz,C (L 3-1)	454	2:45
May 22, 2011	vs Winona State	L 6-7	(10)	43-11-0	26-6-0	Schwenke,R (L 2-1)	148	3:06

( ) extra inning game



# St. Cloud State University Baseball Page 13 - 2011 Stats

## The Automated ScoreBook Games Summary for St. Cloud State (as of Jul 07, 2011) (All games)

Score by innings	1	2	3	4	5	6	7	8	9	EX	Total
St. Cloud State	59	61	38	64	51	47	48	21	12	0	401
Opponents	27	27	16	28	18	8	20	10	10	1	165

### Record when ...

Overall	43-11	After 6 leading	38-0
Conference	26-6	..... trailing	2-9
Non-Conference	17-5	..... tied	3-2
Home games	15-4	After 7 leading	23-0
Away games	11-5	..... trailing	0-5
Neutral site	17-2	..... tied	2-3
Day games	39-9	After 8 leading	24-1
Night games	4-2	..... trailing	0-6
vs Left starter	10-2	..... tied	1-1
vs Right starter	33-9		
1-Run games	3-4	Hit 0 home runs	27-5
2-Run games	6-2	... 1 home run	11-4
5+Run games	24-3	... 2+ home runs	5-2
Extra innings	1-2		
Shutouts	8-3	Opponent 0 home runs	32-5
		..... 1 home run	6-4
		..... 2+ HRs	5-2
Scoring 0-2 runs	3-6	Made 0 errors	13-2
..... 3-5 runs	10-2	... 1 error	16-5
..... 6-9 runs	13-3	... 2+ errors	14-4
..... 10+ runs	17-0		
Opponent 0-2 runs	24-1	Opp. made 0 errors	4-2
..... 3-5 runs	18-3	..... 1 error	11-5
..... 6-9 runs	1-6	..... 2+ errors	28-4
..... 10+ runs	0-1		
Scored in 1st inning	24-2	Out-hit opponent	36-2
Opp. scored in 1st	6-7	Out-hit by opponent	6-8
Scores first	35-2	Hits are tied	1-1
Opp. scores first	8-9		

### Record when team scores:

Runs	0	1	2	3	4	5	6	7	8	9	10+
W-L	0-3	1-2	2-1	2-0	4-1	4-1	6-2	1-0	2-0	4-1	17-0

### Record when opponent scores:

Runs	0	1	2	3	4	5	6	7	8	9	10+
W-L	8-0	10-0	6-1	10-1	5-1	3-1	1-0	0-2	0-2	0-2	0-1

### Record when leading after:

Inn.	1	2	3	4	5	6	7	8
W-L	22-1	28-2	33-1	34-0	37-1	38-0	23-0	24-1

### Record when trailing after:

Inn.	1	2	3	4	5	6	7	8
W-L	3-7	7-7	7-8	5-9	3-9	2-9	0-5	0-6

### Record when tied after:

Inn.	1	2	3	4	5	6	7	8
W-L	18-3	8-2	3-2	4-2	3-1	3-2	2-3	1-1

Current losing streak: 2  
 Longest winning streak: 10  
 Longest losing streak: 2

Home attendance : 5827 ( 19 dates avg = 306 )  
 Away attendance : 4259 ( 35 dates avg = 121 )  
 Total attendance: 10086 ( 54 dates avg = 186 )



**The Automated ScoreBook**  
**Batting Analysis for St. Cloud State (as of Jul 07, 2011)**  
**(All games Sorted by Player Name)**

Player	vs left			vs right			w/runners			w/bases empty			w/bases loaded			as leadoff			fly out	gnd out	fly/gnd
	h	ab	avg	h	ab	avg	h	ab	avg	h	ab	avg	h	ab	avg	rch	ops	pct			
13 Althoff, Joey	14	37	.378	19	75	.253	16	70	.229	17	42	.405	2	5	.400	18	30	.600	26	29	0.9
33 Benke, Joey	17	35	.486	37	135	.274	33	95	.347	21	75	.280	4	7	.571	21	46	.457	71	29	2.4
8 Bosch, Austan	0	0	---	0	1	.000	0	1	.000	0	0	---	0	1	.000	0	0	---	0	0	0.0
5 Cariveau, Travis	13	40	.325	52	154	.338	37	105	.352	28	89	.315	3	8	.375	24	59	.407	66	44	1.5
26 Enger, Travis	10	24	.417	33	103	.320	26	76	.342	17	51	.333	2	5	.400	9	18	.500	34	33	1.0
29 Fischer, Garrett	8	25	.320	33	111	.297	19	74	.257	22	62	.355	0	6	.000	13	22	.591	27	43	0.6
25 Hansen, Brian	15	44	.341	52	167	.311	35	110	.318	32	101	.317	3	9	.333	27	61	.443	45	77	0.6
1 Heuer, Jeff	3	14	.214	20	71	.282	12	46	.261	11	39	.282	0	7	.000	6	23	.261	23	24	1.0
10 Imholte, Phil	8	24	.333	33	99	.333	28	77	.364	13	46	.283	2	4	.500	15	34	.441	19	41	0.5
34 Ische, Jeremy	0	3	.000	3	7	.429	1	7	.143	2	3	.667	0	2	.000	2	2	1.000	2	3	0.7
7 Koch, Kent	11	37	.297	24	89	.270	23	71	.324	12	55	.218	3	3	1.000	10	26	.385	48	35	1.4
22 Kulla, Travis	0	0	---	2	8	.250	2	6	.333	0	2	.000	0	1	.000	1	2	.500	1	1	1.0
15 Lieser, Scott	0	0	---	0	2	.000	0	2	.000	0	0	---	0	0	---	0	0	---	0	2	0.0
2 Loxtercamp, Eric	0	0	---	4	7	.571	2	3	.667	2	4	.500	0	0	---	1	3	.333	1	1	1.0
11 Peters, Joe	10	12	.833	19	76	.250	20	53	.377	9	35	.257	4	6	.667	11	21	.524	19	33	0.6
23 Riesgraf, Shawn	0	0	---	0	1	.000	0	1	.000	0	0	---	0	0	---	0	0	---	0	1	0.0
3 Rindelaub, Steve	4	12	.333	25	82	.305	15	52	.288	14	42	.333	3	5	.600	12	26	.462	27	24	1.1
4 Sather, Zac	1	2	.500	1	6	.167	1	4	.250	1	4	.250	1	1	1.000	1	3	.333	2	1	2.0
21 Schwenke, Ryne	0	0	---	2	3	.667	1	1	1.000	1	2	.500	0	0	---	0	0	---	0	1	0.0
14 Smith, Jordan	15	44	.341	63	160	.394	48	117	.410	30	87	.345	5	9	.556	17	40	.425	52	53	1.0
9 Stoll, Ryan	0	3	.000	1	8	.125	0	5	.000	1	6	.167	0	0	---	2	4	.500	2	2	1.0
18 Traetow, Jon	2	6	.333	12	31	.387	6	21	.286	8	16	.500	0	1	.000	4	6	.667	6	5	1.2
24 Voll, Nathan	0	0	---	2	8	.250	2	7	.286	0	1	.000	0	1	.000	0	1	.000	2	1	2.0
Totals	131	362	.362	437	1404	.311	327	1004	.326	241	762	.316	32	81	.395	194	427	.454	473	483	1.0
Opponents	100	497	.201	267	1128	.237	169	735	.230	198	890	.222	6	49	.122	147	442	.333	407	450	0.9

Player	pinch hitting			w/runners in scoring pos			w/runner on 3rd and LT 2 out			with 2 outs			success adv runners			2- rns out adv		rns rch		rch	rch	kl
	h	ab	avg	h	ab	avg	rbi	ops	pct	h	ab	avg	adv	ops	pct	rbi	w/out	lob	err			
13 Althoff, Joey	2	6	.333	11	48	.229	4	12	.333	7	37	.189	32	74	.432	12	3	29	8	9	6	
33 Benke, Joey	0	0	---	22	69	.319	18	24	.750	17	56	.304	59	111	.532	16	14	39	4	3	3	
8 Bosch, Austan	0	0	---	0	1	.000	0	1	.000	0	0	---	0	1	.000	0	0	0	0	0	0	
5 Cariveau, Travis	0	0	---	25	74	.338	7	17	.412	27	57	.474	67	112	.598	22	13	28	10	11	4	
26 Enger, Travis	0	0	---	16	51	.314	7	12	.583	12	46	.261	40	83	.482	9	11	30	5	3	5	
29 Fischer, Garrett	1	3	.333	7	40	.175	5	11	.455	7	44	.159	49	90	.544	4	19	31	5	7	9	
25 Hansen, Brian	0	0	---	27	73	.370	14	20	.700	14	60	.233	72	125	.576	14	28	46	16	15	3	
1 Heuer, Jeff	1	4	.250	7	32	.219	6	13	.462	7	28	.250	26	52	.500	6	8	20	3	3	3	
10 Imholte, Phil	1	2	.500	18	51	.353	4	9	.444	16	41	.390	64	101	.634	15	21	30	5	6	7	
34 Ische, Jeremy	0	1	.000	1	5	.200	0	2	.000	1	2	.500	3	8	.375	1	1	3	0	0	0	
7 Koch, Kent	2	4	.500	13	44	.295	8	10	.800	16	47	.340	45	84	.536	18	12	32	3	3	2	
22 Kulla, Travis	0	1	.000	2	4	.500	0	1	.000	1	2	.500	3	6	.500	1	0	1	0	1	2	
15 Lieser, Scott	0	1	.000	0	1	.000	0	0	---	0	2	.000	1	3	.333	0	0	3	0	1	0	
2 Loxtercamp, Eric	0	0	---	1	2	.500	0	0	---	1	1	1.000	4	5	.800	0	0	0	0	0	1	
11 Peters, Joe	2	4	.500	13	39	.333	6	12	.500	7	24	.292	33	59	.559	4	9	13	3	2	3	
23 Riesgraf, Shawn	0	0	---	0	0	---	0	0	---	0	0	---	0	1	.000	0	0	0	0	1	0	
3 Rindelaub, Steve	1	2	.500	11	39	.282	5	8	.625	8	33	.242	32	62	.516	5	12	25	5	2	5	
4 Sather, Zac	0	3	.000	1	3	.333	2	3	.667	0	2	.000	3	6	.500	0	0	3	0	0	1	
21 Schwenke, Ryne	2	3	.667	1	1	1.000	0	0	---	1	1	1.000	1	1	1.000	0	0	0	0	0	0	
14 Smith, Jordan	0	0	---	35	87	.402	14	18	.778	23	77	.299	74	127	.583	21	25	45	6	5	8	
9 Stoll, Ryan	0	4	.000	0	3	.000	0	0	---	0	5	.000	2	6	.333	0	1	3	0	1	2	
18 Traetow, Jon	3	10	.300	3	15	.200	0	4	.000	5	16	.313	7	21	.333	3	0	9	1	0	3	
24 Voll, Nathan	1	3	.333	2	7	.286	1	2	.500	0	3	.000	4	9	.444	1	0	4	0	0	1	
Totals	16	51	.314	216	689	.313	101	179	.564	170	584	.291	621	1147	.541	152	177	406	74	73	68	
Opponents	4	29	.138	97	426	.228	50	94	.532	116	529	.219	340	832	.409	59	99	382	51	51	115	

Success Advancing Runners = percentage of times the batter advanced at least one runner during a plate appearance  
 #Rns Adv w/Out = TOTAL number of runners advanced when the player made an out